



VERDERAIR

Double Diaphragm Pumps



Verderair

Double Diaphragm Pumps

The series of Verderair double diaphragm pumps are highly engineered diaphragm pumps, delivering a smooth, reliable flow for all circumstances. The new air valves design guarantees a perfect, non-stalling operation, even at low pressure. The air valves do not need any lubrication. Thanks to their unique design, the pumps are able to handle very abrasive and/or viscous products.



The Verderair pumps will run dry indefinitely without damage. Verder has selected those materials which offer the best combination of benefits to the end user. The used wetted pump part materials are Acetal, Polypropylene, Kynar, Aluminium, Cast Iron and stainless steel. For ball and/or diaphragm, Verder selected PTFE, Hytrel, Santoprene, Viton, BUNA-N, SS and Acetal.

Flow range	0.1 up to 1050 l/min
Pressure	up to 16 bar

Features and advantages

- Easy installation
- Performs on-demand in remote locations
- Extremely portable for multi-location use
- Easy to maintain
- Easy to operate
- Can run dry without pump damage
- No air lubrication necessary

Double diaphragm pumps are being used in a wide range of industrial areas:

Beverage industry

Yeast, diatomaceous earth, slurry, dregs, liquid hops, sugar syrup, wine, fruit, corn syrup.

Pharmaceutical industry

Vegetable extracts, tablet pastes, alcohols, filtering aids, ultra filtration, blood plasma.

Electronic industry

Solvents, electroplating baths, ultrapure liquids, carrier fluids for ultra-sonic washing, sulfuric nitric and acid wastes, etching acids, acetone, polishing compound.

Paint and coatings

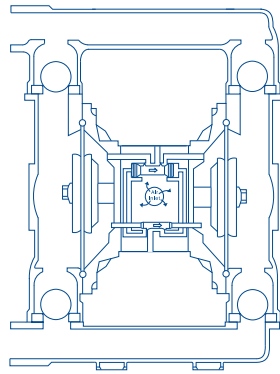
Resins, solvents, wood preservative stain, concrete paints, titanium dioxide slurry, dispersions, varnish cleaning baths.

Food

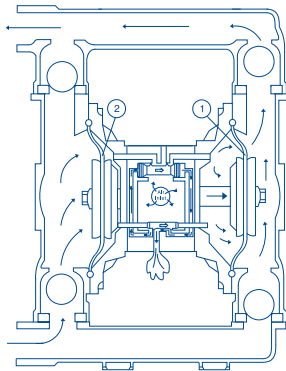
Brine, chocolate, vinegar, molasses, dog & cat food, vegetable oil, honey, animal blood.



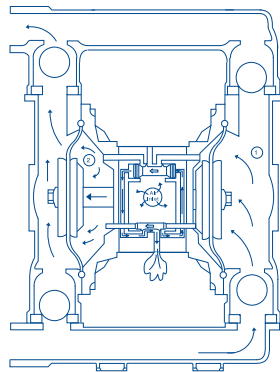
Working principle



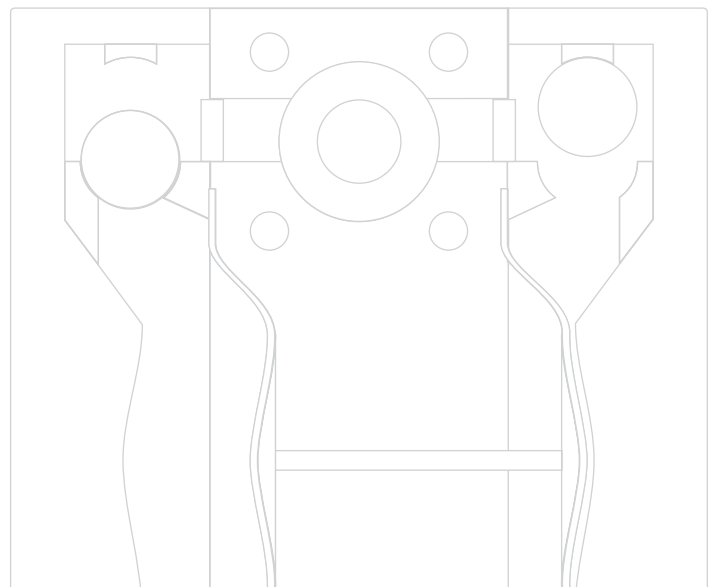
1. The air valve directs compressed air behind diaphragm 1 which is then passed directly to the liquid column. The diaphragm acts as a divide between the compressed air and the liquid. The compressed air moves the diaphragm away from the central block of the pump. The opposite diaphragm is pulled towards the central block by the connecting rod, which is connected to the diaphragm that is under pressure. Diaphragm 2 now carries out the air-expelling stroke; air from behind the diaphragm is then expelled through the discharge valve into the atmosphere. Diaphragm 2 moves in the direction of the central block of the pump. Atmospheric pressure then forces the liquid towards the inlet manifold, where the valve ball is moved from its seat. This allows liquid to flow freely past the inlet valve ball and fill the liquid chamber.



2. Once the diaphragm under pressure, diaphragm 1, has reached the limit of its outward stroke, the air valve leads compressed air behind diaphragm 2. This compressed air pushes diaphragm 2 away from the central block, resulting in diaphragm 1 being pulled towards the central block. Diaphragm 2 pushes the inlet valve ball onto its seating through the hydraulic forces that develop. The same hydraulic forces cause the discharge valve ball to be lifted from its seat, whilst the opposite discharge valve ball is forced onto its seat. The inlet valve ball is lifted from its seat, so that the liquid can be transported to fill the liquid chamber.



3. When the stroke is completed, the air valve once again brings air behind diaphragm 1 and diaphragm 2 starts on the air-expelling stroke.





Model VA standard also available in ATEX.

This pump model is an extension of the standard VA model. Materials of constructions are of conductive polypropylene, ideal for the toughest industrial applications. Also according to ISO.

Flow	max. 1060 l/min
Pressure	max. 8.4 bar

OVERVIEW OF PUMP MODELS

Model VA standard

These diaphragm pumps provide flexible, reliable flow in all circumstances. The design of the control valve guarantees perfect operation that never jams and that does not have to be lubricated even at low compressed air pressure and high backpressure. Verderair has chosen those materials that offer the end user the best combination of advantages. Both metallic and non metallic versions are available.



Flow	max. 1060 l/min
Pressure	max. 8.4 bar

Model VA high pressure

The high pressure range has exactly the same excellent features as the standard pumps. Additionally they can lift up to 16 bar.



Flow	max. 1060 l/min
Pressure	max. 16 bar

Model VA FDA

Model FDA is the hygienic model of double diaphragm pumps. This new pump model is especially designed for the food, pharmaceutical and cosmetic industry. The FDA pumps have a quick knock down system: easy to clean redesigned diaphragms increasing life time.



Flow	0-568 l/min
Pressure	max. 8 bar

Model VA hygienic

These heavy duty double diaphragm pumps are constructed according to 3-A standards. This pump delivers the highest flow rate of any air operated 3-A certified double diaphragm pump ever.



Flow	max. 565 l/min
Pressure	max. 8.4 bar



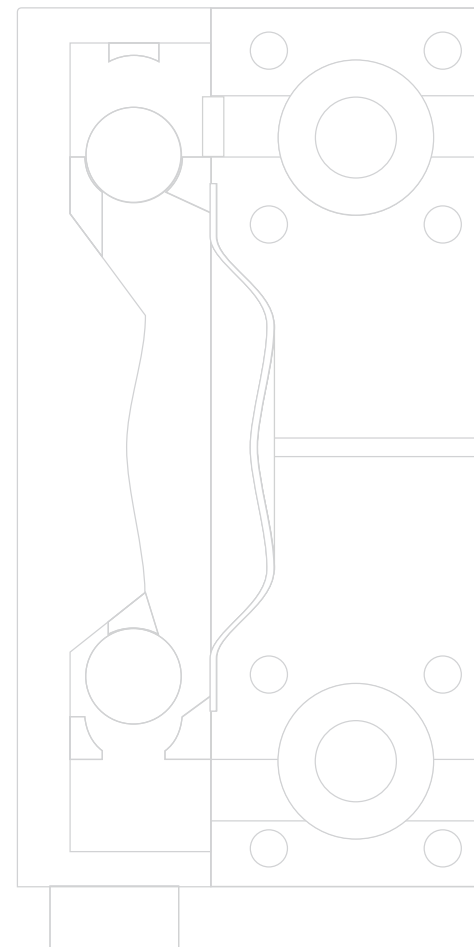
Materials of construction

	Wetted parts	Diaphragms	Ball valves	Valve Seats
Aluminium	X			
Buna-N		X	X	X
Cast Iron	X			
EPDM		X	X	X
PVDF	X			X
Polypropylene	X			X
316 St. steel	X	X	X	
Teflon		X	X	
Viton		X	X	X
Hytrel		X	X	X
Acetal	X		X	X
Santoprene		X	X	X
Geolast		X	X	X

Model	Series	Flow range	Air pressure
VA 8	non-metallic	19 l/min	7 bar
VA 10	non-metallic	26 l/min	7 bar
VA 15	non-metallic	57 l/min	7 bar
VA 20	metallic	61 l/min	7 bar
VA 25	non-metallic	151 l/min	8.4 bar
VA 25	metallic	151 l/min	8.4 bar
VA 40	non-metallic	397 l/min	8.4 bar
VA 40	metallic	397 l/min	8.4 bar
VA 50	non-metallic	568 l/min	8.4 bar
VA 50	metallic	568 l/min	8.4 bar
VA 80	metallic	1060 l/min	8.4 bar
VA 25 HP	metallic	80 l/min	16 bar
VA 40 HP	metallic	150 l/min	16 bar
VA 50 HP	metallic	275 l/min	16 bar
VA 80 HP	metallic	530 l/min	16 bar
VA FDA 25	SS 316 Ra - Ra: 3.2 µm	150 l/min	8.4 bar
VA FDA 40	SS 316 Ra - Ra: 3.2 µm	379 l/min	8.4 bar
VA FDA 50	SS 316 Ra - Ra: 3.2 µm	568 l/min	8.4 bar
VA 50 3-A	SS 316 Ra - Ra: 0.8 µm	568 l/min	8.4 bar
VA 50-SB	SS 316 Ra - Ra: 0.8 µm	568 l/min	8.4 bar
VA 50-SF	SS 316 Ra - Ra: 0.8 µm	568 l/min	8.4 bar



Suction discharge	Casing material	Max. solids size
1/4" BSP	KY/PP/AC	1.5 mm
3/8" BSP	PP/AC	1.6 mm
1/2" BSP	KY/PP/AC	2.5 mm
3/4" BSP	SS 316/ALU	2.5 mm
1" Flanged	KY/PP/AC	3.2 mm
1" BSP	SS 316/ALU	3.2 mm
1.5" Flanged	KY/PP	4.8 mm
1.5" BSP	SS 316/ALU	4.8 mm
2" Flanged	KY/PP	6.3 mm
2" BSP	SS 316/ALU	6.3 mm
3" Flanged	ALU	9.4 mm
1" BSP	SS 316/ALU	3.2 mm
1.5" BSP	SS 316/ALU	4.8 mm
2" BSP	SS 316/ALU	6.3 mm
3" Flanged	ALU	9.4 mm
1.5" TriClamp	SS 316/ALU	3.2 mm
2" TriClamp	SS 316/ALU	4.8 mm
2 1/2" TriClamp	SS 316/ALU	6.3 mm
1 1/2" - 4" TriClamp	SS 316 Ra - Ra: 0.8 µm	25.4 mm
1 1/2" - 4" TriClamp	SS 316 Ra - Ra: 0.8 µm	25.4 mm
1 1/2" - 4" TriClamp	SS 316 Ra - Ra: 0.8 µm	25.4 mm





Verderair VA standard

Verderair are highly engineered diaphragm pumps, delivering a smooth, reliable flow at all circumstances. The new air valves design guarantees a perfect, non-stalling operation, even at low pressure and does not need any lubrication. Thanks to their unique design, they are able to handle very abrasive and/or viscous products. The Verderair will run dry indefinitely without damage.

Verderair offers a complete range of air operated diaphragm pumps (including ATEX pumps) for a wide range of applications in almost all industries.

Flow range	0.1 up to 1060 l/min
Pressure	up to 8 bar

Features and advantages

- Easy installation
- Screwed chambers for safe operation
- Rugged, cast feed mounting holes keep your pump from vibrating
- Available as cover-mounted, pail-mounted or wall-mounted units
- Immersible in most situations
- Easy to adapt
- A large range of material options for fluid versatility with extended pump life
- Air powered convenience for use in a variety of installations with no electrical hazard
- Performs on-demand in remote locations
- Extremely portable for multi-location use
- Pumps move a wide variety of coatings, solvents, viscosity sealants, adhesives, inks, acids and more
- Easy to maintain
- Seal-less, leak proof design prevents fluid waste and mess
- Even in wet air, the stainless steel diaphragm rod air motor is designed for long life and corrosion resistance
- Easy to operate
- Pumps reduce or eliminate manual filling and transport
- Reduces the risk of hazardous spills and employee exposure
- Multiple dispense points throughout your plant can easily be served
- Can run dry without pump damage
- No air lubrication necessary

Applications

- Drum transfer
- Circulation of low/high viscosity inks, stains and dyes
- Waste fluid removal from quench tanks, sumps and spray booths
- Process transfer filling and emptying process vessels and mixing tanks
- Slurries and sludge
- Food transfer
- Ceramics
- Truck unloading

VERDERAIR VA 8



Technical data		
Weight [kg]	Acetal	1.1
	PP	0.9
	Kynar	1.3
Suction lift [mwc]	Dry	2.5
	Wet	4.4
Temperature [°C]	Acetal	82
	PP	82
	Kynar	82
Max. particle size [mm]		1.5
Non wetted material, centre section	PP	

codes VA 8 no.2 no.3 no.4

no.2 material of casing

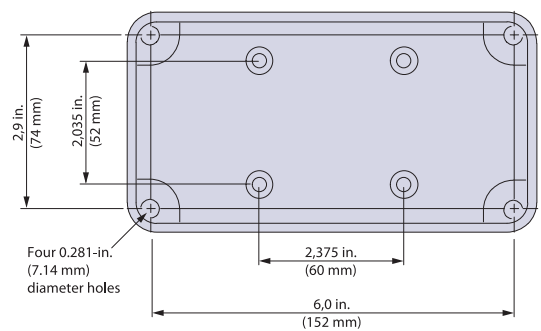
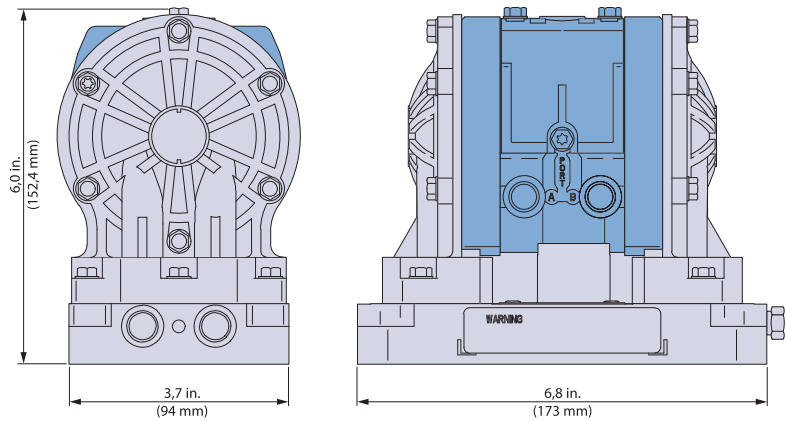
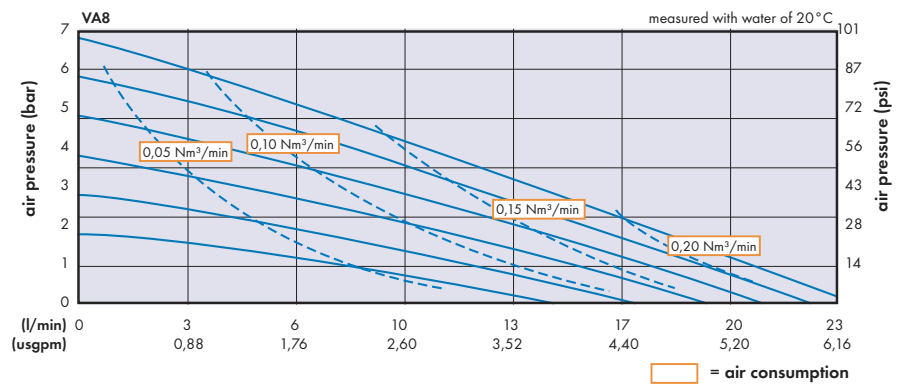
- AC = Acetal
- PP = Polypropylene
- KY = Kynar

no.3 material of valve

- AC = Acetal
- PP = Polypropylene
- KY = Kynar

no.4 material of diaphragm

- TF = Teflon
- SP = Santoprene



VERDERAIR VA 10



Technical data		
Weight [kg]	Acetal	2.4
	PP	2.2
Suction lift [mwc]	Dry	2.1* / 3.7
	Wet	3.7* / 6.4
Temperature [°C]	Acetal	4.5 - 65
	PP	4.5 - 65
Max. particle size [mm]		1.6
Non wetted material, centre section	Polyester	

* with Teflon balls

codes VA 10 no.2 no.3 no.4 no.5

no.2 material of casing

AC = Acetal
PP = Polypropylene

no.3 material of seat

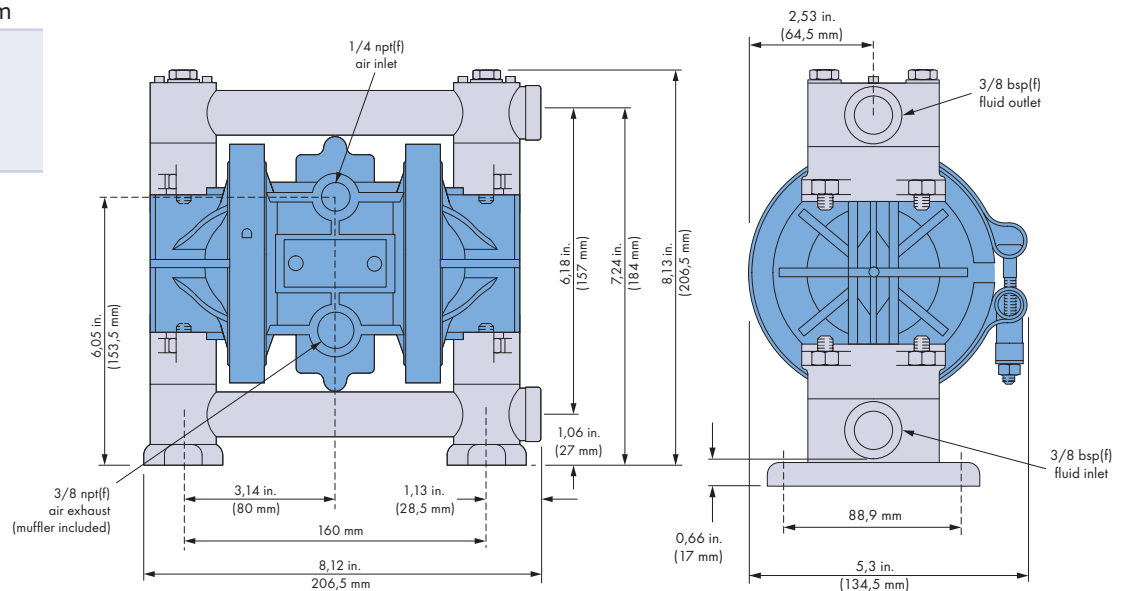
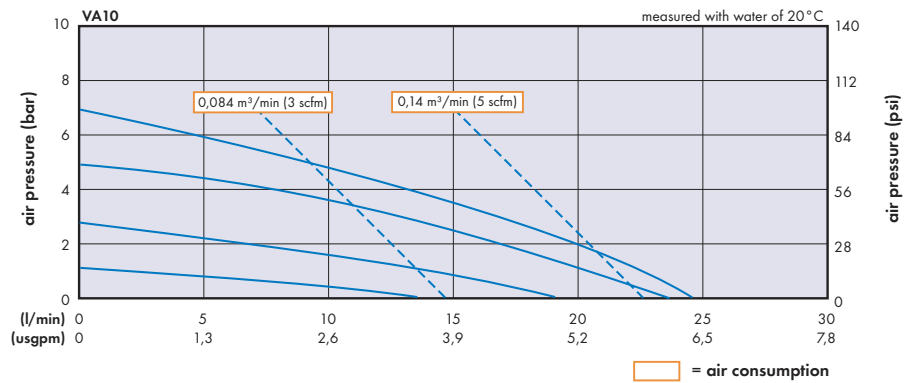
AC = Acetal
PP = Polypropylene
SS = Stainless Steel

no.4 material of valve

TF = Teflon
HY = Hytrel
SS = Stainless Steel
BN = Buna N
SP = Santoprene

no.5 material of diaphragm

TF = Teflon
HY = Hytrel
BN = Buna N
SP = Santoprene



VERDERAIR VA 15



Technical data		
Weight [kg]	Acetal	3.5
	PP	2.9
	Kynar	3.9
Suction lift [mwc]	Dry	2.1*** / 3.7
	Wet	3.7*** / 6.4
Temperature [°C]	Acetal	5 - 65*
	PP	5 - 65
	Kynar	5 - 65**
Max. particle size [mm]		2.5
Non wetted material, centre section	Polyester	

* 82°C with Teflon diaphragms ** 107°C with Teflon diaphragms *** with Teflon balls

codes VA 15

no.2 no.3 no.4 no.5

no.2 material of casing

- AC = Acetal
- PP = Polypropylene
- KY = Kynar

no.3 material of seat

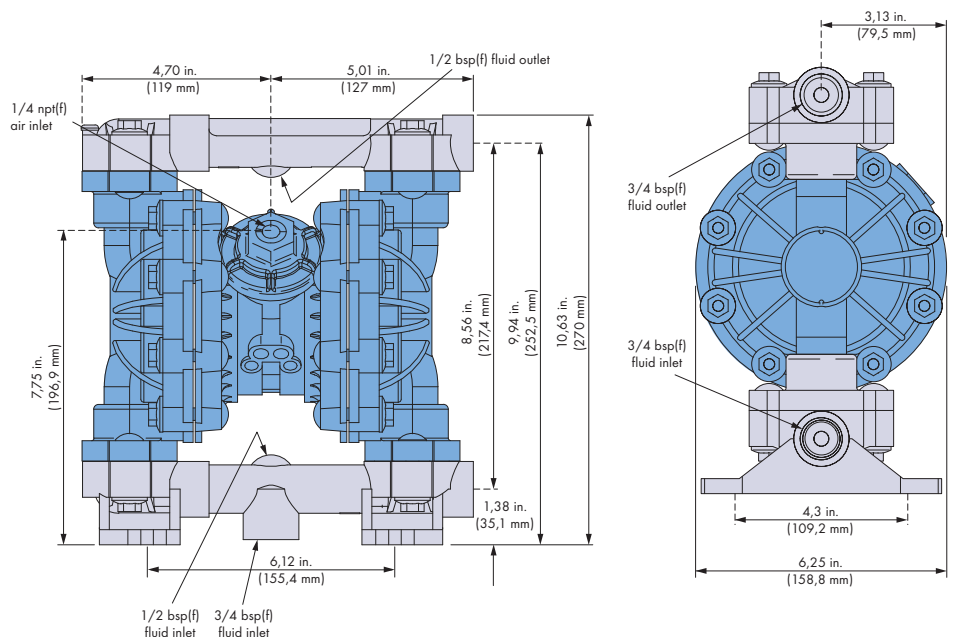
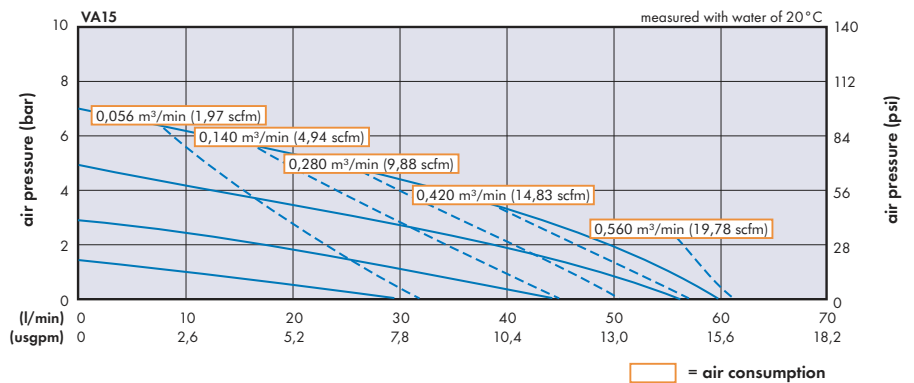
- AC = Acetal
- PP = Polypropylene
- KY = Kynar
- SS = Stainless Steel

no.4 material of valve

- TF = Teflon
- SP = Santoprene
- SS = Stainless Steel
- HY = Hytrel
- BN = Buna N
- VT = Viton

no.5 material of diaphragm

- TF = Teflon
- SP = Santoprene
- BN = Buna N
- VT = Viton
- HY = Hytrel



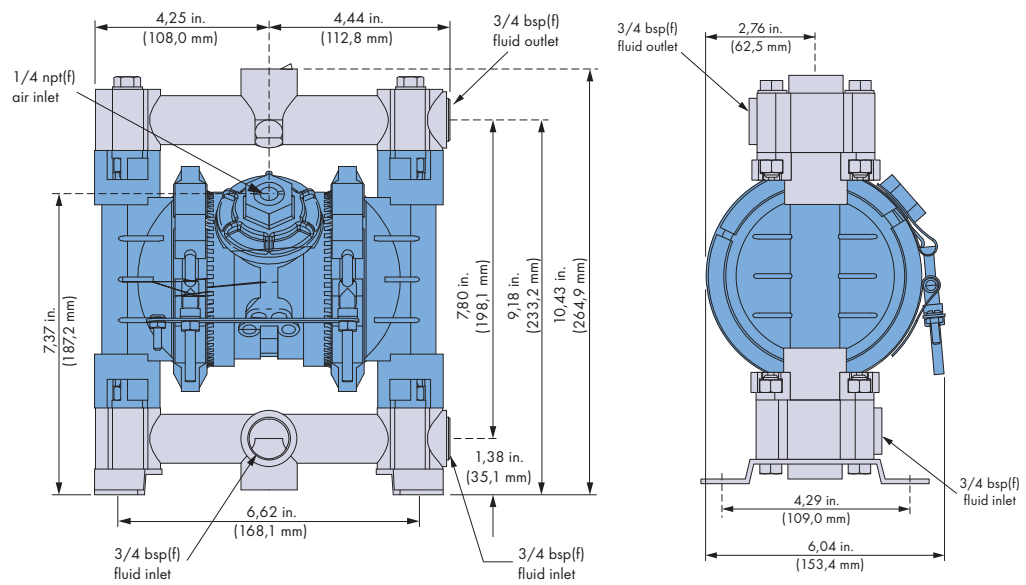
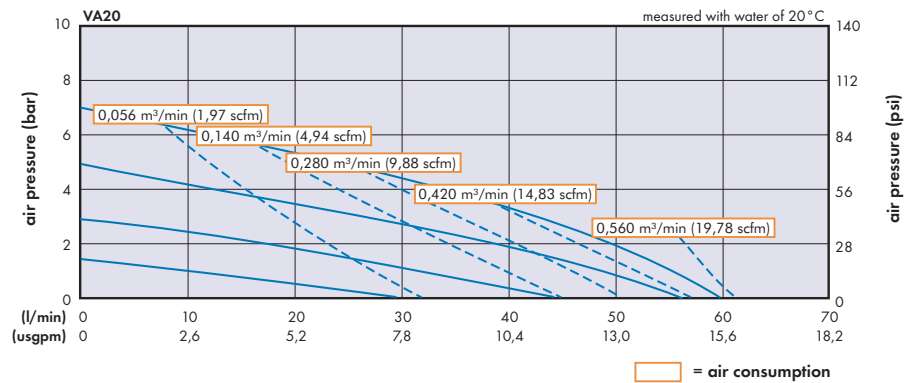
VERDERAIR VA 20



Technical data		
Weight [kg]	Aluminum	3.9
	Stainless Steel	8.2
Suction lift [mwc]	Dry	2.1** / 3.7
	Wet	3.7** / 6.4
Temperature [°C]	Aluminium	5 - 65*
	Stainless Steel	5 - 65*
Max. particle size [mm]		2.5
Non wetted material, centre section	Epoxy coated Aluminium	

* 107°C with Teflon diaphragms ** with Teflon balls

- codes VA 20**
no.2 no.3 no.4 no.5
- no.2 material of casing
 AL = Aluminium
 SS = Stainless Steel
- no.3 material of seat
 AC = Acetal
 PP = Polypropylene
 KY = Kynar
 SS = Stainless Steel
- no.4 material of valve
 TF = Teflon
 HY = Hytrel
 SP = Santoprene
 SS = Stainless Steel
 BN = Buna N
 VT = Viton
- no.5 material of diaphragm
 TF = Teflon
 HY = Hytrel
 SP = Santoprene
 BN = Buna N
 VT = Viton



VERDEAIR VA 25 metallic



Technical data		
Weight [kg]	Aluminium with Aluminium centre section	8.2
	Stainless Steel with Aluminium centre section	15
	Stainless Steel with Stainless Steel centre section	22
Suction lift [mwc]	Dry	2.1** / 3.7
	Wet	3.7** / 6.4
Temperature [°C]	Aluminium	5 - 65*
	Stainless Steel	5 - 65*
Max. particle size [mm]		3.2
Non wetted material, centre section	Epoxy coated Aluminium/Stainless Steel	

* 93°C with Teflon diaphragms ** with Teflon balls

codes VA 25

no.2 no.3 no.4 no.5

no.2 material of casing

- AL = Aluminium
- SS = Stainless Steel

no.3 material of seat

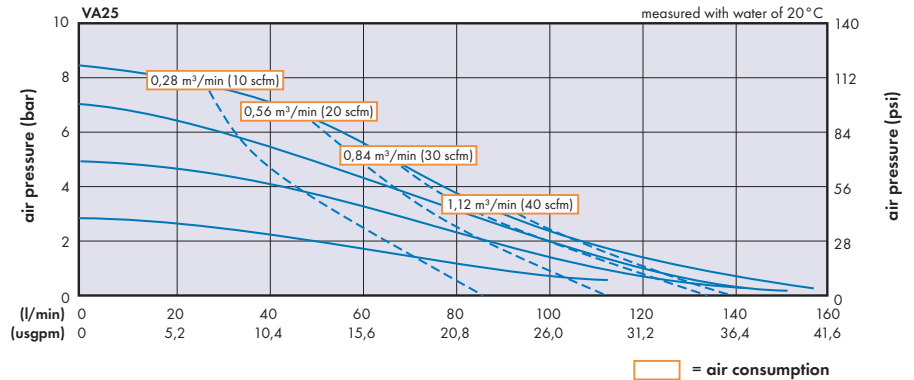
- AC = Acetal
- PP = Polypropylene
- KY = Kynar
- SS = Stainless Steel
- HS = Hardened Steel
- HY = Hytrel
- SP = Santoprene
- VT = Viton
- BN = Buna N
- GE = Geolast

no.4 material of valve

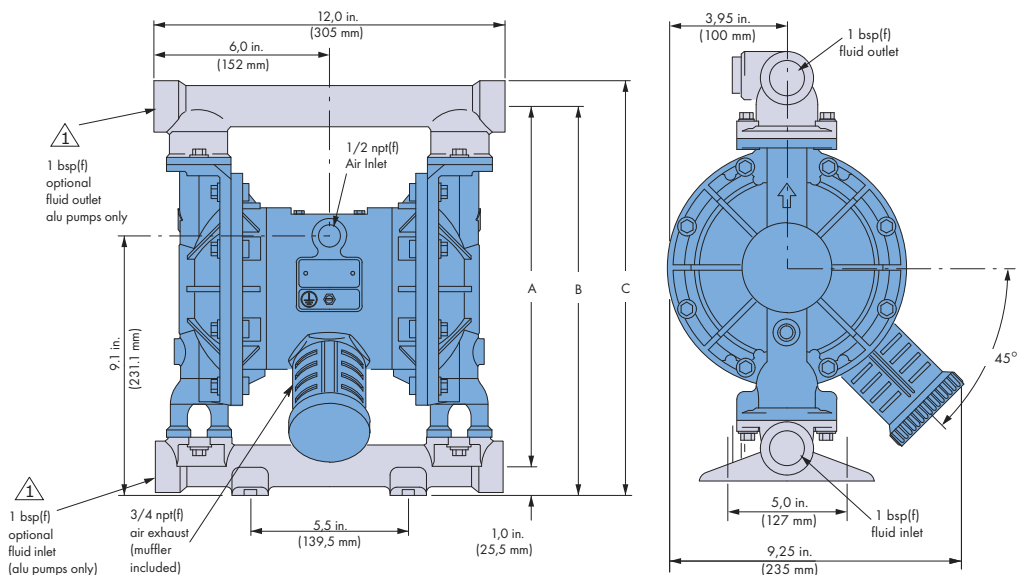
- TF = Teflon
- HS = Hardened Steel
- HY = Hytrel
- SP = Santoprene
- BN = Buna N
- VT = Viton
- GE = Geolast
- AC = Acetal
- SS = Stainless Steel

no.5 material of diaphragm

- TF = Teflon
- HY = Hytrel
- SP = Santoprene
- BN = Buna N
- VT = Viton
- GE = Geolast



	Dimensions Aluminum pumps	Dimensions SST pumps
A	319.5 mm	312.7 mm
B	345.0 mm	338.1 mm
C	367.8 mm	360.9 mm



VERDERAIR VA 25 non-metallic



Technical data		
Weight [kg]	Acetal	10
	PP with Aluminium centre section	8.6
	PP with Stainless Steel centre section	14,6
	Kynar with Aluminium centre section	11.3
	Kynar with Stainless Steel centre section	16
Suction lift [mwc]	Dry	2.1** / 3.7
	Wet	3.7** / 6.4
Temperature [°C]	Acetal	5 - 65
	PP	5 - 65
	Kynar	5 - 65*
Max. particle size [mm]		3.2
Non wetted material, centre section	Epoxy coated Aluminium/Stainless Steel	

* 93°C with Teflon diaphragms ** with Teflon balls

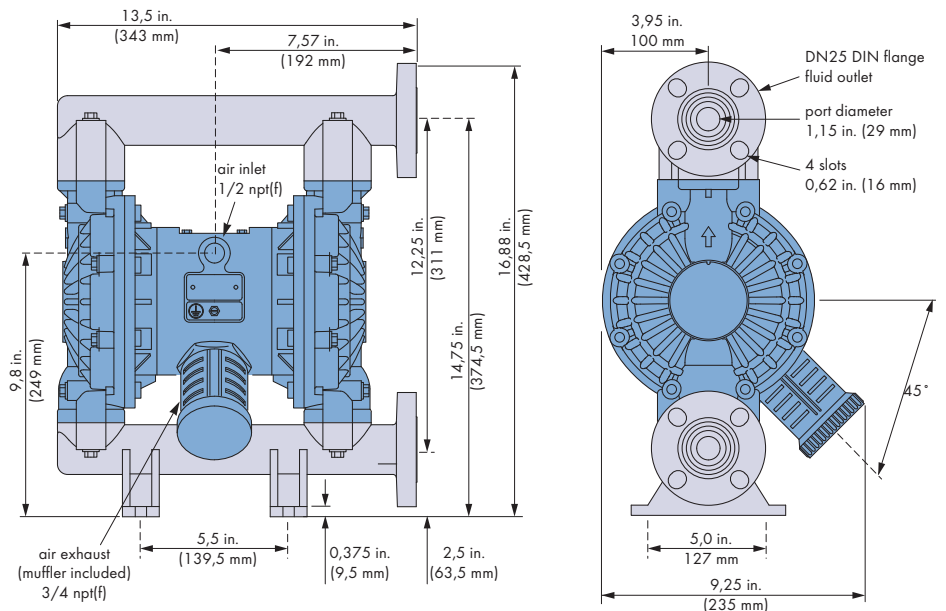
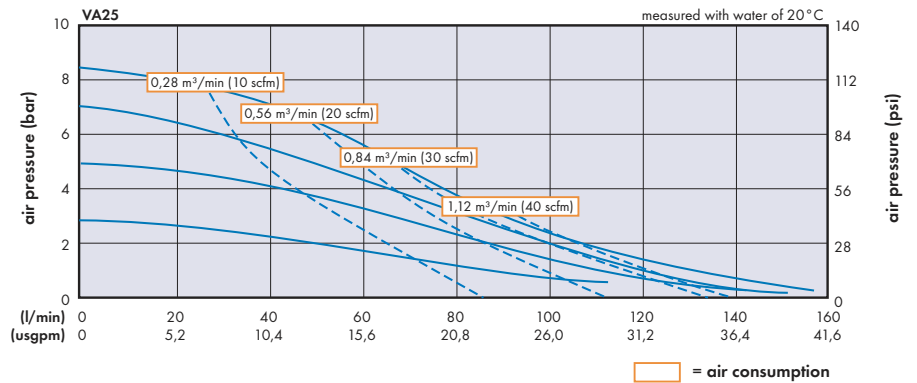
codes VA 25 no.2 no.3 no.4 no.5

no.2 material of casing
AC = Acetal
PP = Polypropylene
KY = Kynar

no.3 material of seat
AC = Acetal
PP = Polypropylene
HY = Hytrel
KY = Kynar
SS = Stainless Steel
SP = Santoprene
VT = Viton
HS = Hardened Steel
BN = Buna N

no.4 material of valve
AC = Acetal
TF = Teflon
HS = Hardened Steel
HY = Hytrel
SP = Santoprene
BN = Buna N
VT = Viton
GE = Geolast
SS = Stainless Steel

no.5 material of diaphragm
TF = Teflon
SP = Santoprene
HY = Hytrel
BN = Buna N
VT = Viton
GE = Geolast



VERDEAIR VA 40 metallic



Technical data		
Weight [kg]	Aluminium with Aluminium centre section	15
	Stainless Steel with Aluminium centre section	32.7
	Stainless Steel with Stainless Steel centre section	40
Suction lift [mwc]	Dry	3** / 3.7
	Wet	5.5** / 6.4
Temperature [°C]	Aluminium	5 - 65*
	Stainless Steel	5 - 65*
Max. particle size [mm]		4.8
Non wetted material, centre section	Epoxy coated Aluminium/Stainless Steel	

* 93°C with Teflon diaphragms ** with Teflon balls

codes VA 40

no.2 no.3 no.4 no.5

no.2 material of casing

- AL = Aluminium
- SS = Stainless Steel

no.3 material of seat

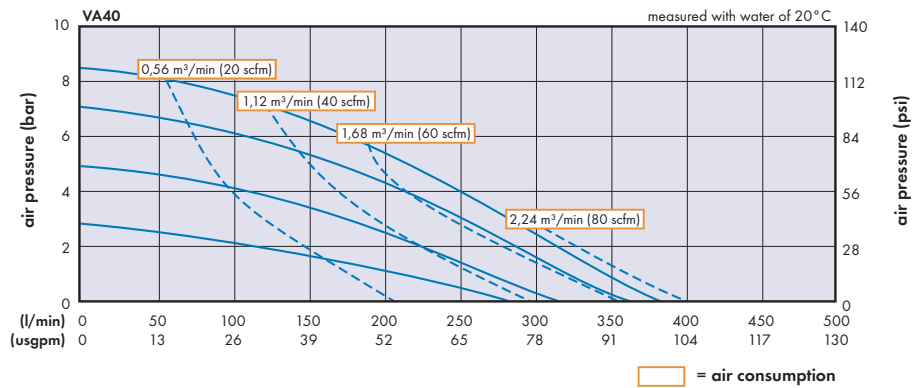
- PP = Polypropylene
- KY = Kynar
- SS = Stainless Steel
- HS = Hardened Steel
- HY = Hytrel
- SP = Santoprene
- GE = Geolast
- VT = Viton
- BN = Buna N

no.4 material of valve

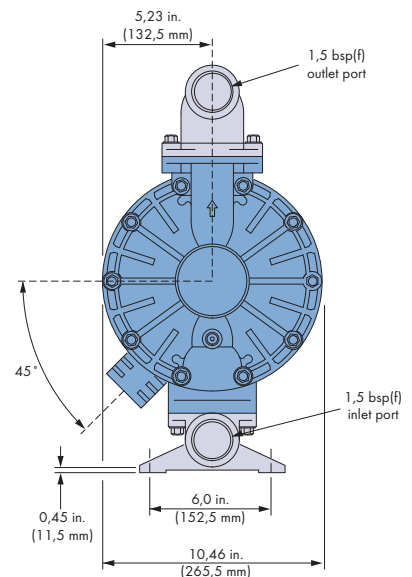
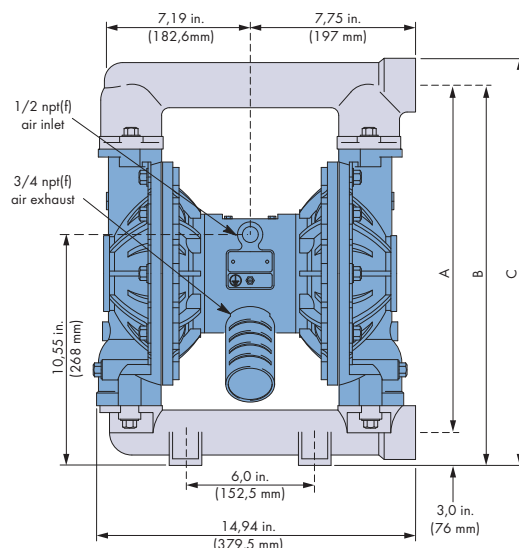
- AC = Acetal
- GE = Geolast
- HS = Hardened Steel
- HY = Hytrel
- SP = Santoprene
- TF = Teflon
- VT = Viton
- BN = Buna N

no.5 material of diaphragm

- TF = Teflon
- HY = Hytrel
- SP = Santoprene
- VT = Viton
- GE = Geolast
- BN = Buna N



	Dimensions Aluminum pumps	Dimensions SST pumps
A	427 mm	412.5 mm
B	465 mm	451 mm
C	497 mm	482.5 mm



VERDERAIR VA 40 non-metallic



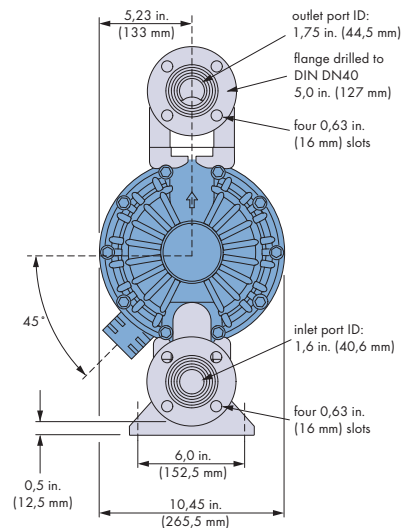
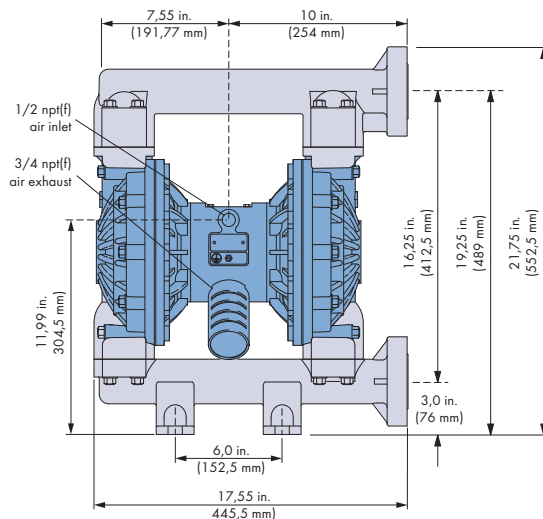
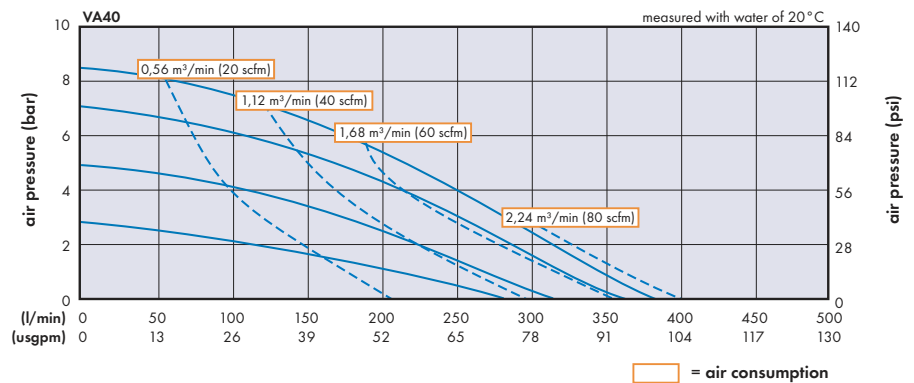
Technical data		
Weight [kg]	PP with Aluminium centre section	16
	PP with Stainless Steel centre section	23
	Kynar with Aluminium centre section	23
	Kynar with Stainless Steel centre section	30
Suction lift [mwc]	Dry	3** / 3.7
	Wet	5.5** / 6.4
Temperature [°C]	PP	5 - 65
	Kynar	5 - 65*
Max. particle size [mm]		4.8
Non wetted material, centre section	Epoxy coated Aluminium/Stainless Steel	

* 93°C with Teflon diaphragms ** with Teflon balls

- codes VA 40**
no.2 no.3 no.4 no.5
- no.2 material of casing
 PP = Polypropylene
 KY = Kynar
- no.3 material of seat
 PP = Polypropylene
 KY = Kynar
 SS = Stainless Steel
 HS = Hardened Steel
 HY = Hytrel
 SP = Santoprene
 GE = Geolast
 VT = Viton
 BN = Buna N

- no.4 material of valve
 AC = Acetal
 GE = Geolast
 HS = Hardened Steel
 HY = Hytrel
 SP = Santoprene
 TF = Teflon
 VT = Viton
 BN = Buna N

- no.5 material of diaphragm
 TF = Teflon
 HY = Hytrel
 SP = Santoprene
 VT = Viton
 GE = Geolast
 BN = Buna N



VERDERAIR VA 50 metallic



Technical data		
Weight [kg]	Aluminium with Aluminium centre section	26
	Stainless Steel with Aluminium centre section	50
	Cast iron with Aluminium centre section	48
	Stainless Steel with Stainless Steel centre section	61
	Cast iron with Stainless Steel centre section	59
Suction lift [mwc]	Dry	2.1** / 3.7
	Wet	3.7** / 6.4
Temperature [°C]	Aluminium	5 - 65*
	Stainless Steel	5 - 65*
	Cast Iron	5 - 65*
Max. particle size [mm]		6.3
Non wetted material, centre section	Epoxy coated Aluminium/Stainless Steel	

* 93°C with Teflon diaphragms ** with Teflon balls

codes VA 50

no.2 no.3 no.4

no.2 material of casing

AL = Aluminium
 SS = Stainless Steel
 CI = Cast Iron

no.3 material of seat

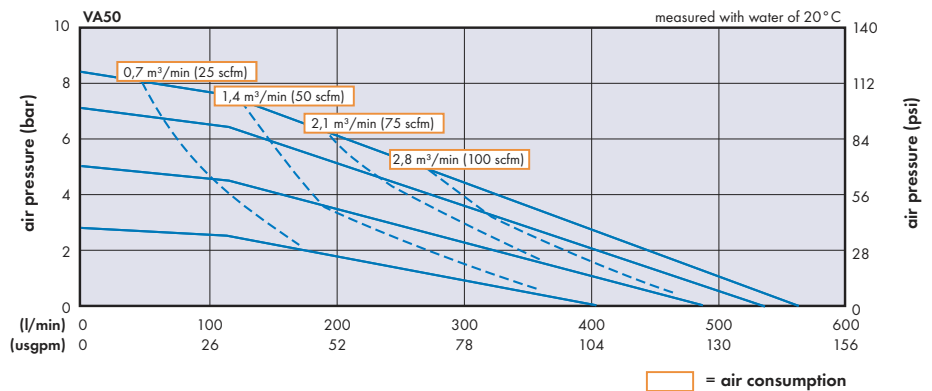
PP = Polypropylene
 SS = Stainless Steel
 HS = Hardened Steel
 VT = Viton
 HY = Hytrel
 SP = Santoprene
 GE = Geolast
 BN = Buna N

no.4 material of valve

TF = Teflon
 HY = Hytrel
 HS = Hardened Steel
 SP = Santoprene
 VT = Viton
 GE = Geolast
 AC = Acetal
 BN = Buna N

no.5 material of diaphragm

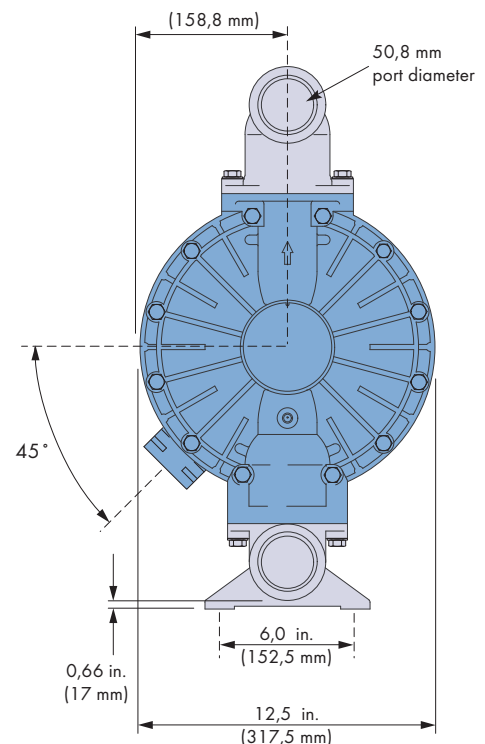
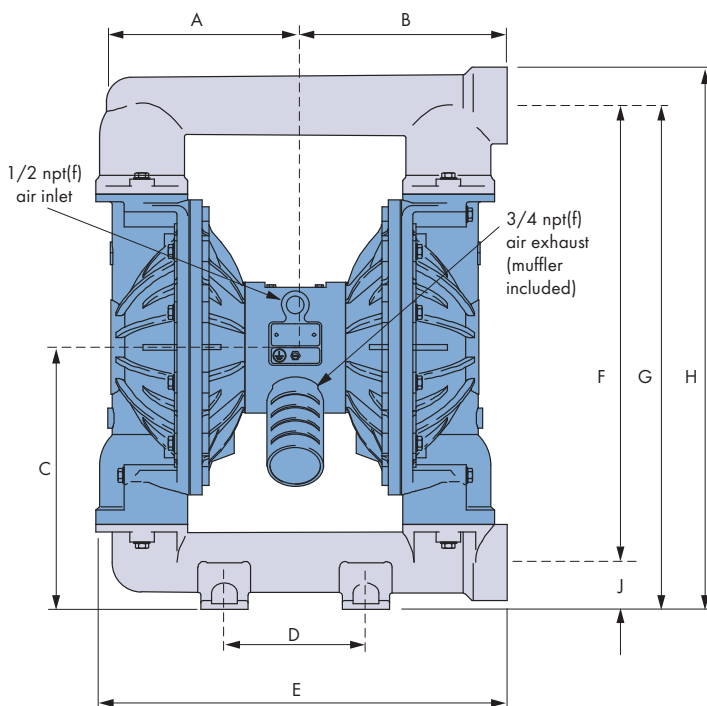
TF = Teflon
 HY = Hytrel
 SP = Santoprene
 VT = Viton
 GE = Geolast
 BN = Buna N





Dimensions				
	Stainless Steel	Ductile Iron	Aluminium	Aluminium Extension *
A	227.7 mm	213.1 mm	213.1 mm	213.1 mm
B	239.0 mm	230.1 mm	230.1 mm	230.1 mm
C	393.7 mm	312.4 mm	312.4 mm	328.2 mm
D	165.1 mm	152.4 mm	152.4 mm	152.4 mm
E	458.9 mm	443.2 mm	443.2 mm	443.2 mm
F	565.7 mm	492.0 mm	505.5 mm	579.1 mm
G	625.8 mm	542.8 mm	556.3 mm	631.9 mm
H	668.0 mm	584.2 mm	597.7 mm	673.3 mm
J	60.2 mm	50.8 mm	50.8 mm	50.8 mm
K	24.1 mm	9.7 mm	9.7 mm	9.7 mm

* Aluminium extended pump matches the inlet to outlet dimensions of Wilden and Aro aluminium pumps. This will help for ease of installation during upgrades.



VERDEAIR VA 50 non-metallic



Technical data		
Weight [kg]	PP with Aluminium centre section	22
	PP with Stainless Steel centre section	32
	Kynar with Aluminium centre section	31
	Kynar with Stainless Steel centre section	41
Suction lift [mwc]	Dry	2.1** / 3.7
	Wet	3.7** / 6.4
Temperature [°C]	PP	5 - 65
	Kynar	5 - 65*
Max. particle size [mm]		6.3
Non wetted material, centre section	Epoxy coated Aluminium/Stainless Steel	

* 93°C with Teflon diaphragms ** with Teflon balls

codes VA 50

no.2 no.3 no.4 no.5

no.2 material of casing

PP = Polypropylene

KY = Kynar

no.3 material of seat

PP = Polypropylene

HY = Hytrel

SS = Stainless Steel

GE = Geolast

HS = Hardened Steel

KY = Kynar

SP = Santoprene

no.4 material of valve

TF = Teflon

HY = Hytrel

HS = Hardened Steel

AC = Acetal

SP = Santoprene

VT = Viton

GE = Geolast

no.5 material of diaphragm

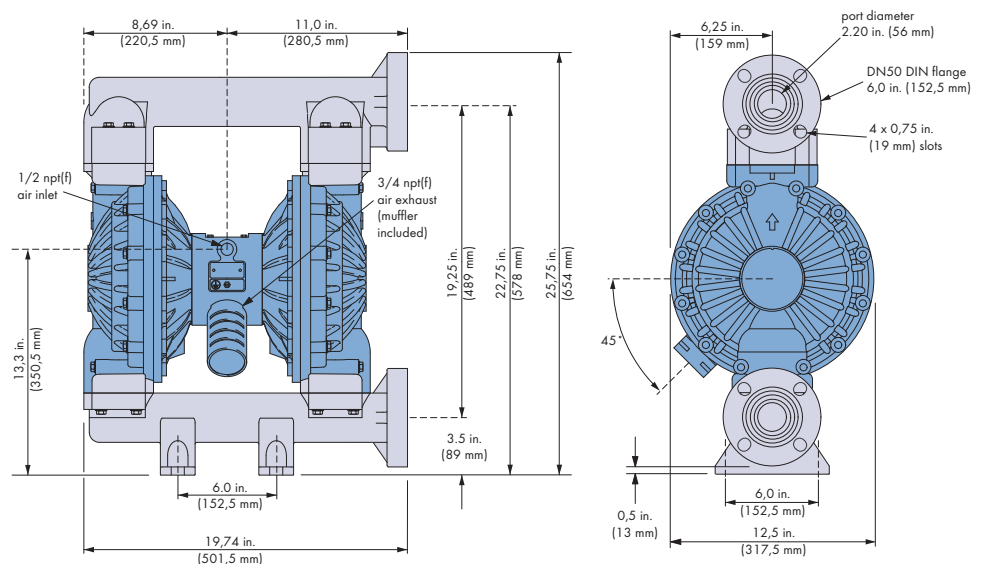
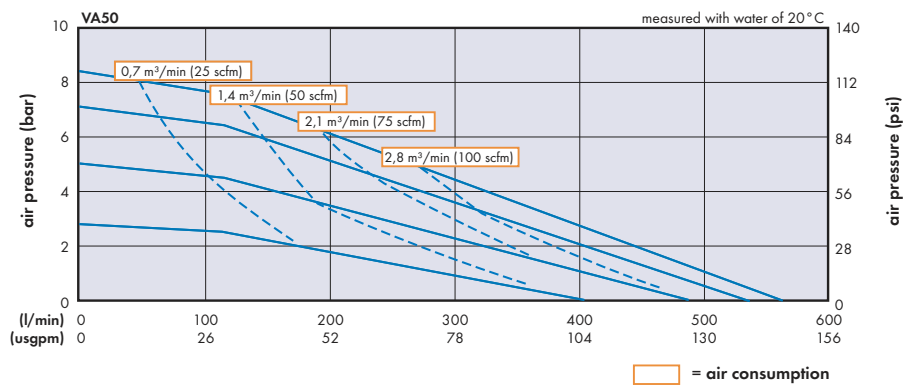
TF = Teflon

HY = Hytrel

SP = Santoprene

VT = Viton

GE = Geolast



VERDERAIR VA 80



Technical data		
Weight [kg]	Aluminium	68
Suction lift [mwc]	Dry	2.1* / 3.7
	Wet	3.7* / 6.4
Temperature [°C]	Aluminium	5 - 65
Max. particle size [mm]		9.4
Non wetted material, centre section	Epoxy coated Aluminium	

* with Teflon balls

codes VA 80

no.2 no.3 no.4 no.5

no.2 material of casing

AL = Aluminium

no.3 material of seat

SS = Stainless Steel

SP = Santoprene

GE = Geolast

HY = Hytrel

no.4 material of valve

TF = Teflon

SP = Santoprene

GE = Geolast

AC = Acetal

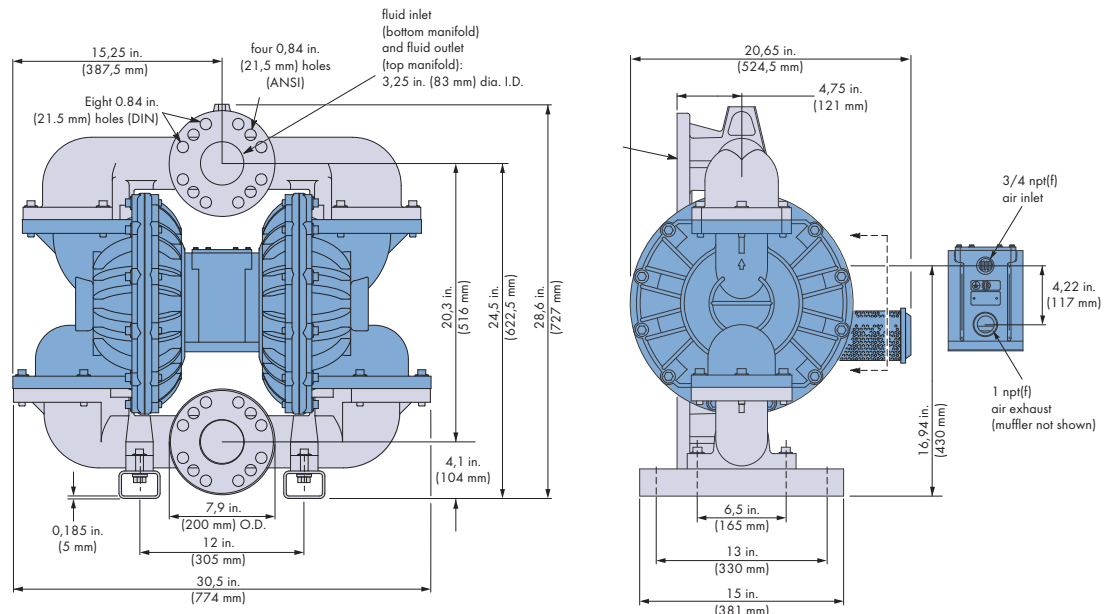
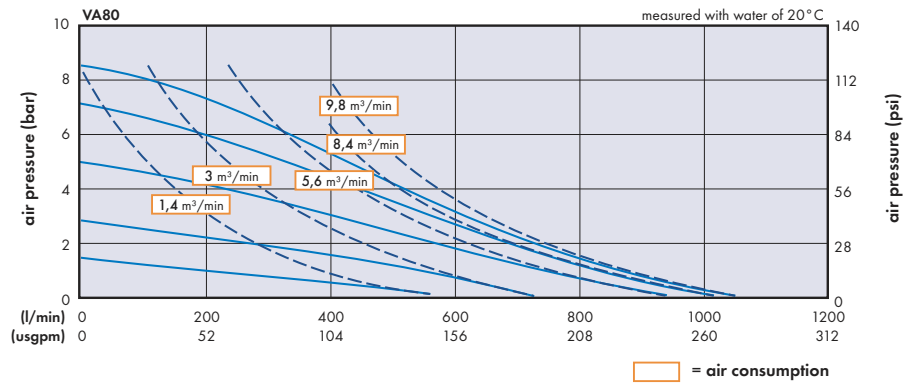
no.5 material of diaphragm

TF = Teflon

HY = Hytrel

SP = Santoprene

GE = Geolast





Verderair VA high pressure

All common double diaphragm pump series have a maximum air pressure rating of 8.4 bar. Verderair now offers a high pressure series of pumps, with the same reliable benefits and features as the VA series of pumps.

Verderair VA high pressure series of diaphragm pumps are especially suitable for charging filter presses. The higher the pressure that is achieved, the dryer and therefore lighter the filter cake will be.

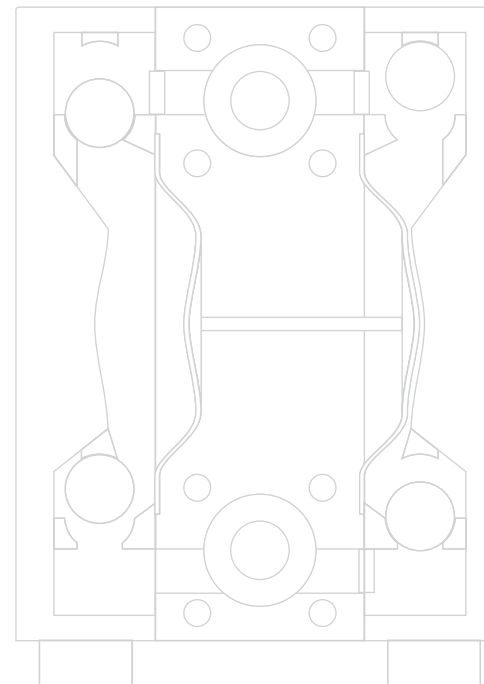
Flow range	0.1 up to 530 l/min
Pressure	up to 16 bar

Features and advantages

- Automatic pressure/volume adjustment for filter press feeding
- Safe dry running
- Safe over pressure
- No drives, no rotating parts, no shaft seals
- Self-priming
- Very compact dimensions
- Easy start-up

Applications

- Charging of filter presses
- Milk or lime
- Thin slurry
- Effluents
- Chemicals
- Polymer
- Waste water





Pump Coding System

