



RT-RTH Series Heavy Duty Trash Pumps Product Overview

Advanced design for smooth
efficient operation

ATTENTION
Read the manual before operation.
Do not touch the moving parts.
Do not touch the pump housing.
Do not touch the pump housing.
Do not touch the pump housing.
Do not touch the pump housing.

Remko

**We
seriously
care!**



REMKO PUMPS.

Renowned for their reliability.

A lasting investment.

TRUSTED REPUTATION. PROVEN PERFORMANCE.

Remko is a product of years of research and development expertise.

We have been meeting the challenging needs of our clients for many years, by making sure they have the right equipment to get the work done.

Remko is the solution for all aspects of waste water, sewerage, mining and solids laden liquids.

CREATING SOLUTIONS FOR A BETTER FUTURE.

Being the best takes determination, dedication and a desire for excellence.

Using up-to-date technology and extensive research puts us ahead.

QUALITY GUARANTEED.

Renowned for their reliable robust operation, every product is subject to rigorous stringent testing and re-testing requirements. Using up-to-date technology and rugged construction materials, Remko Pumps are built to last.

We guarantee we will provide the performance, quality and power you need.

SERVICE AND BACK UP.

Remko is supported by an extensive range of spare parts and accessories to keep your equipment performing at its best.

Heavy Duty Trash Pumps



RT050

Remko RT050 Series
50mm Heavy Duty Trash Pump



RT080

Remko RT080 Series
80mm Heavy Duty Trash Pump



RT100

Remko RT100 Series
100mm Heavy Duty Trash Pump



RT150

Remko RT150 Series
150mm Heavy Duty Trash Pump



RT200

Remko RT200 Series
200mm Heavy Duty Trash Pump

Self priming with dependable performance makes RT Series Pumps a sensible solution for industry and municipalities requiring little maintenance, resulting in significant savings of time and money.

RT offers sizes 50mm, 80mm, 100mm, 150mm and 200mm. Designed to operate over a range of speeds, thus achieving a wide range of duty points. Offering design flexibility, simple to service and tolerant to abuse.

Properly applied and installed, RT Series Pumps are ideally suited for industrial applications including: steel, paper mills, abattoirs, mines, food and chemical processing, construction dewatering, trade waste and sewage handling.

Rugged construction guarantees that each pump will provide years of dependable service.

Remko RT Series have the important feature of much greater volume in the pump bowl chamber. This enables the pump to reprime in an open system.

Pumps are fitted with a two-vane semi-open impeller and self aligning, oil lubricated mechanical seal specifically designed for industrial service.

Substantial bearings and drive shaft are enclosed in a removable oil filled rotating assembly, which can be simply removed by four bolts from the back of the pump.

The coverplate and wearplate are conveniently removable, keeping entry time to the pump casing to a minimum, without disconnecting piping. Internal components can be accessed through the coverplate opening for inspection or service.

Self-priming RT Series pumps are available as basic units for replacement or existing equipment, or as a complete pumpset. They may be powered by electric, diesel or gasoline engine, Flex-coupled or V-belt driven.

RT Series

A sensible solution for industry, RT Series Pumps are self priming with dependable performance. Pumps require little maintenance resulting in significant savings of time and money.

SPECIFICATIONS

MODEL	Discharge	Capacity	Head	Solids
RT050	50mm	Maximum 13 l/s	Maximum 36m	Maximum 44mm
RT080	80mm	Maximum 29 l/s	Maximum 36m	Maximum 63mm
RT100	100mm	Maximum 45 l/s	Maximum 36m	Maximum 76mm
RT150	150mm	Maximum 92 l/s	Maximum 33m	Maximum 76mm
RT200	200mm	Maximum 165 l/s	Maximum 33m	Maximum 76mm



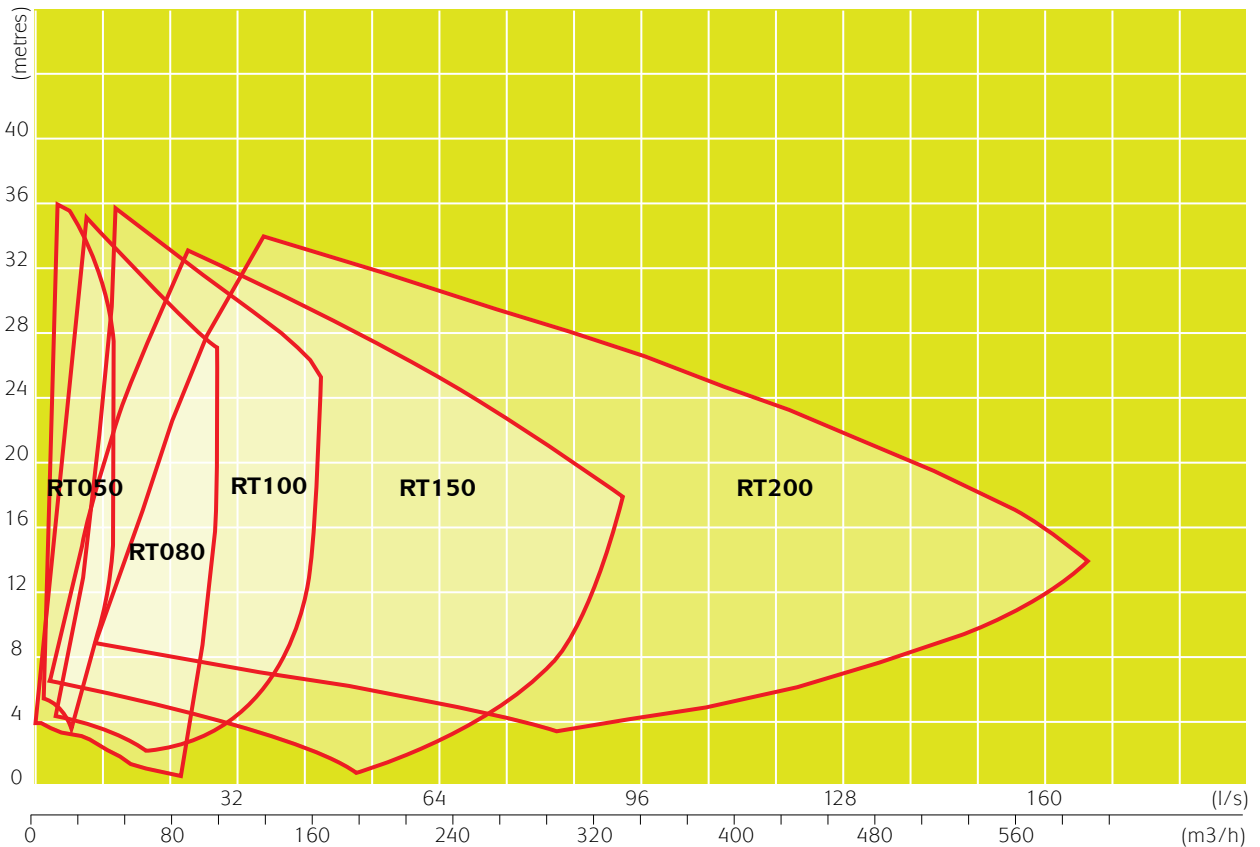
CONSTRUCTION

Materials For all RT Series models Cast Iron, 316 Stainless Steel and CD4MCu

Note: Specifications may change without notice.

PERFORMANCE CURVE

The Performance Curve indicates Total Metres Head vs Flow Rate



Hi-Pressure Trash Pumps



RTH080

Remko RTH080 Series
80mm Hi-Pressure Trash Pump



RTH100

Remko RTH100 Series
100mm Hi-Pressure Trash Pump



RTH150

Remko RTH150 Series
150mm Hi-Pressure Trash Pump



Dependable self priming performance makes RTH Series Pumps a sensible solution for industry and municipalities. Available in sizes 80mm, 100mm and 150mm and designed to operate over a wide range of speeds, thus achieving various specific duty points. Offering design flexibility, simple to service and tolerant to abuse.

Properly applied and installed, Remko RTH Series pumps are ideally suited for industrial applications including: mine dewatering, trade waste, metal and timber mills, road construction, food and chemical processing.

RTH Series features include:

- *Large volume displacement to allow reprime in an open system*
- *Ability to handle air, overcoming vapour handling problems common in conventional centrifugal pumps*
- *Solids handling multi-vane impeller*
- *Self aligning oil lubricated mechanical seal*
- *Substantial bearings and drive shaft*
- *Removable oil filled rotating assembly*
- *Removable inspection cover provides quick access to pump interior*

Remko RTH Series are available as bare shaft pumps for replacement of existing equipment, or as complete pump sets powered by electric, diesel or gasoline engines.

RTH Series

RTH Pumps are an economical solution to high volume/high head self priming applications. Robust construction with innovative hydraulic design handles solids laden liquids with ease.



SPECIFICATIONS

MODEL	Discharge	Capacity	Head	Solids
RTH080	80mm	Maximum 23 l/s	Maximum 52m	Maximum 20mm
RTH100	100mm	Maximum 64 l/s	Maximum 59m	Maximum 28mm
RTH150	150mm	Maximum 100 l/s	Maximum 33m	Maximum 31mm

CONSTRUCTION

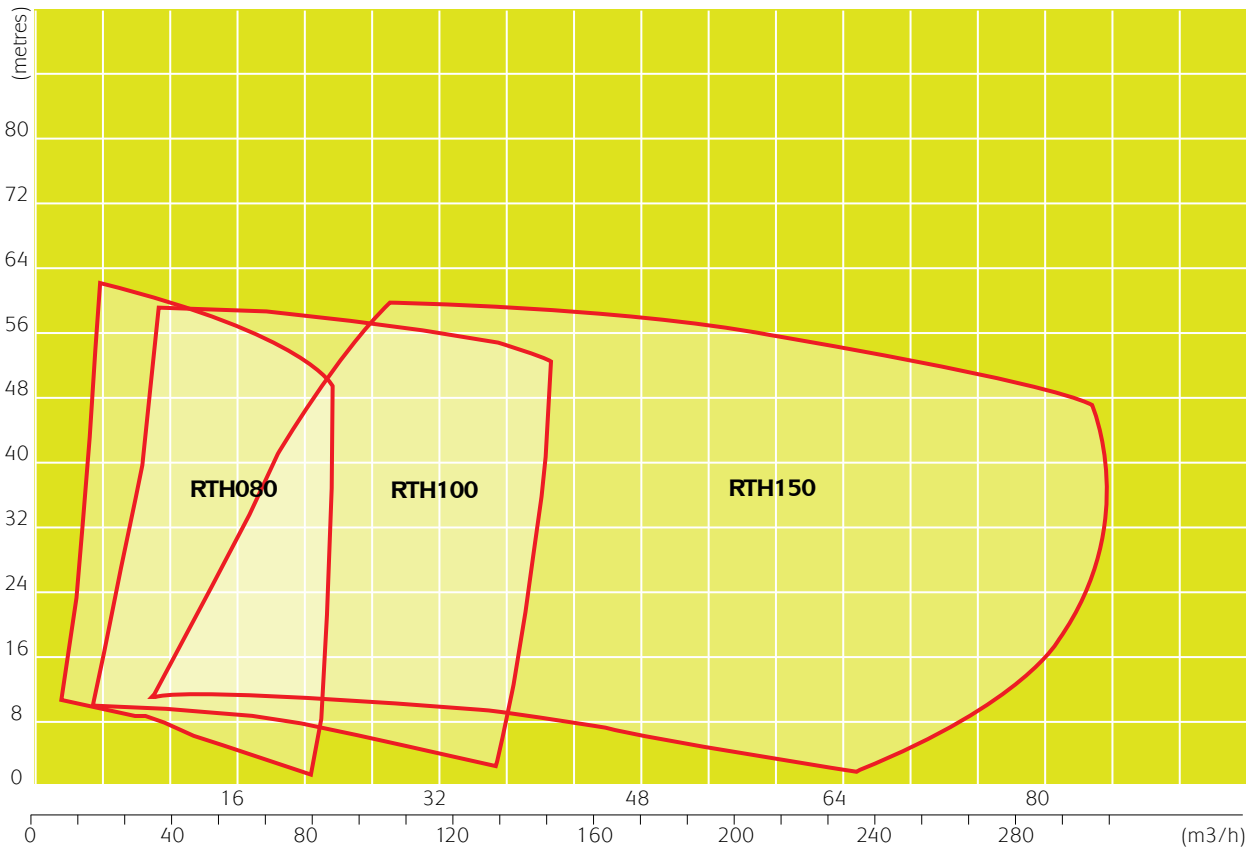
Materials For all RTH Series models
Cast Iron, 316 Stainless Steel and CD4MCu

Note: Specifications may change without notice.



PERFORMANCE CURVE

The Performance Curve indicates Total Metres Head vs Flow Rate



RT Series Maintenance

STEP 1



QUICK AND SIMPLE MAINTENANCE

Routine maintenance services are carried out quickly and easily with the use of standard tools, thus economising downtime and labour.

STEP 2



CLEANING AND INSPECTION

Cleaning and inspection of Remko RT and RTH Series Pumps is undertaken without disconnecting the pipework.

Cleaning and clearing are simple tasks, as are inspection and replacement of the impeller and seal, when necessary.

STEP 3



SHIMLESS EXTERNAL IMPELLER ADJUSTMENT

An exclusive system to externally adjust the impeller clearance without disassembling the pump, using just an allen wrench.

Simple adjustments can optimise pump efficiency while extending the life of both impeller and wear plate.

STEP 4



STEP 5



Support Services



Design Service

Installation

Repair Service

Pump Testing

Service Contracts

Spare Parts



PRODUCT DESIGN SERVICE

Remko can design and supply a pumping solution to suit the most challenging requirements. Contact your representative for further information.

PUMP TESTING

The key to a successful pump package is the ability to fully test and pre-commission the unit prior to delivery.

Operational parameters can be set and the entire system sequence tested under simulated site conditions to reduce on-site installation time and ensure trouble-free and reliable operation.


REPAIRS AND SPARE PARTS

Remko and the distributors have a range of spare parts available to keep pumps operational with limited downtime.

SERVICE CONTRACTS

Regular and periodic service contracts ensure pumps and associated equipment are maintained professionally to avoid costly interruptions to production.





**Remko
built to be
tough!**

The Remko Trash

Pump has a reputation for

lasting in the toughest

applications. Every day in

some of the harshest

operating conditions around

the world, these Remko

heavy duty and hi-pressure

Trash Pumps are hard

at work.

A close-up photograph of a yellow industrial component, likely a valve or part of a pump. The image shows a bolt and nut on the left side, and the main body of the component is a bright yellow color. The background is a blurred, lighter yellow.

SOLID REPUTATION

ROBUST CONSTRUCTION

SELF PRIMING

BACK PULL-OUT DESIGN

LOW INSTALLATION COSTS

EASY MAINTENANCE

GUARANTEED SUPPORT

Proven Performance



CONFIGURATION

Remko Pumps can be supplied in many configurations to meet many industry and mining applications.

They are designed for economic trouble free operation in handling solids laden liquids and slurries.

CONSTRUCTION

Remko 316 Stainless Steel Pumps are ideal for corrosive and aggressive liquids.

Pumps are available in different materials suited to handle the toughest environments.

AUTOMATIC REPRIME

Pumps feature large volute which allow them to reprime automatically.

SPARE PARTS

Remko is supported by a complete range of parts to keep your pumps in top condition.

LOW SERVICE COSTS

Removable back plate design enables quick and easy access to the pump internals with very low service costs.





MAJOR CONSTRUCTION

MINING INDUSTRY

COUNCILS AND GOVERNMENT

PUMP CONSULTANTS

DEFENCE ORGANISATIONS

PUMP COMPANIES

ENGINEERS

Typical Clients



CONSTRUCTION and MINING

- Sewer transfer
- Abattoirs
- Industrial waste
- Manure slurry
- Petro-Chemical
- Paper Mills
- Hire Companies



SHIPPING



FOOD INDUSTRY

PULP and PAPER




- Trade waste
- De-watering
- Sludge transfer
- Municipal
- Road construction
- Environmental Clean Up
- Fish Industry

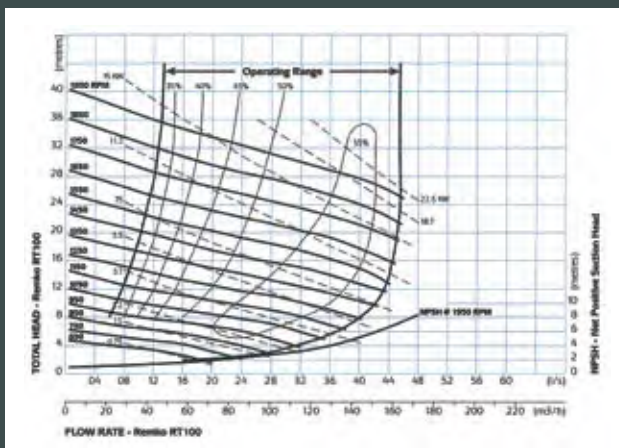
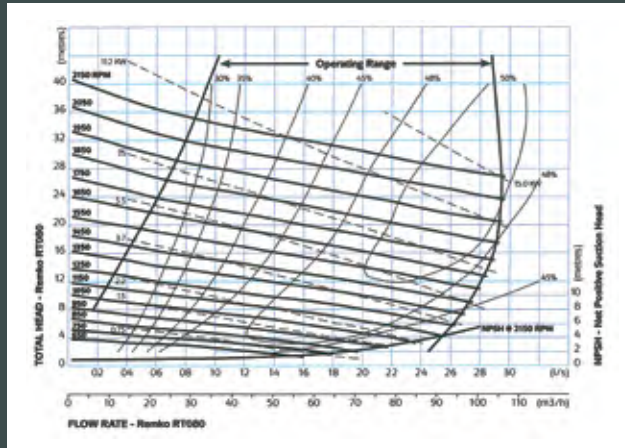


Performance Curves RT Series

RT050



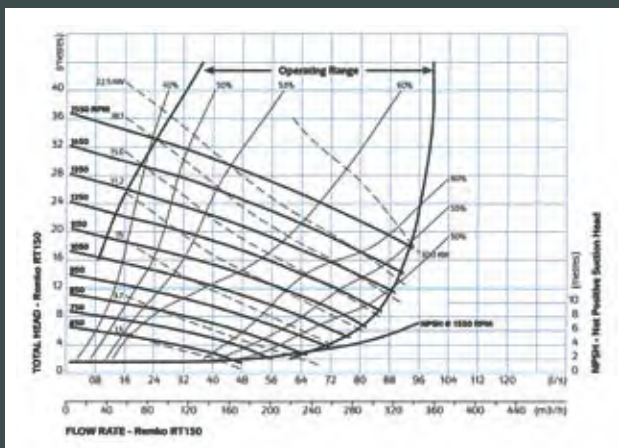
RT080




Solids Handling up to 76mm



RT100

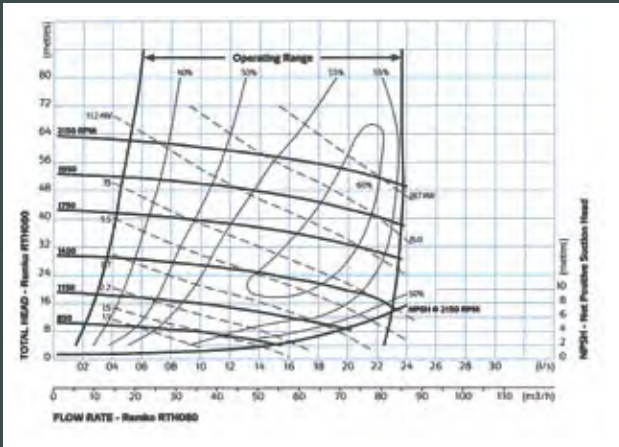


RT150

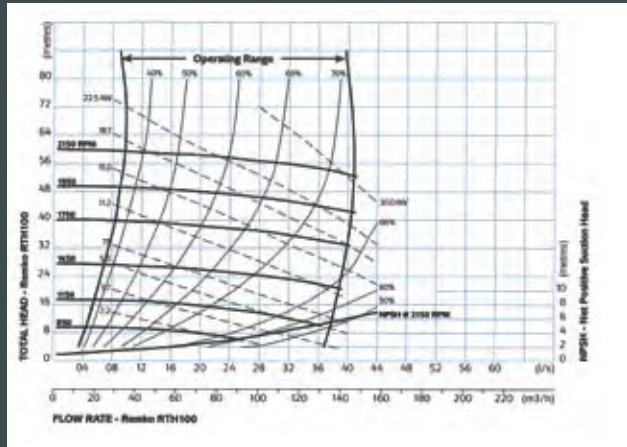


RT200

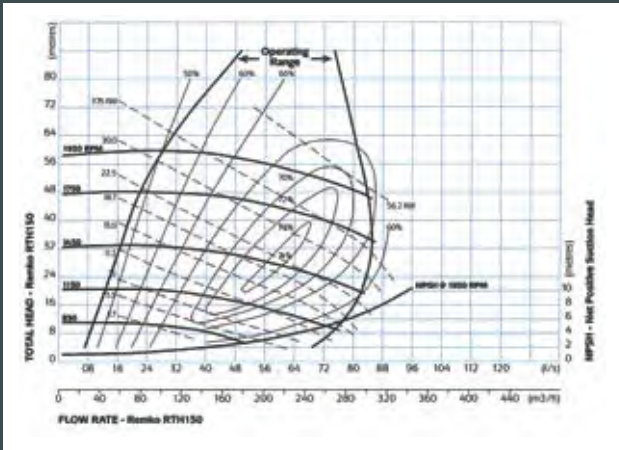
Performance Curves RTH Series



RTH080



RTH100



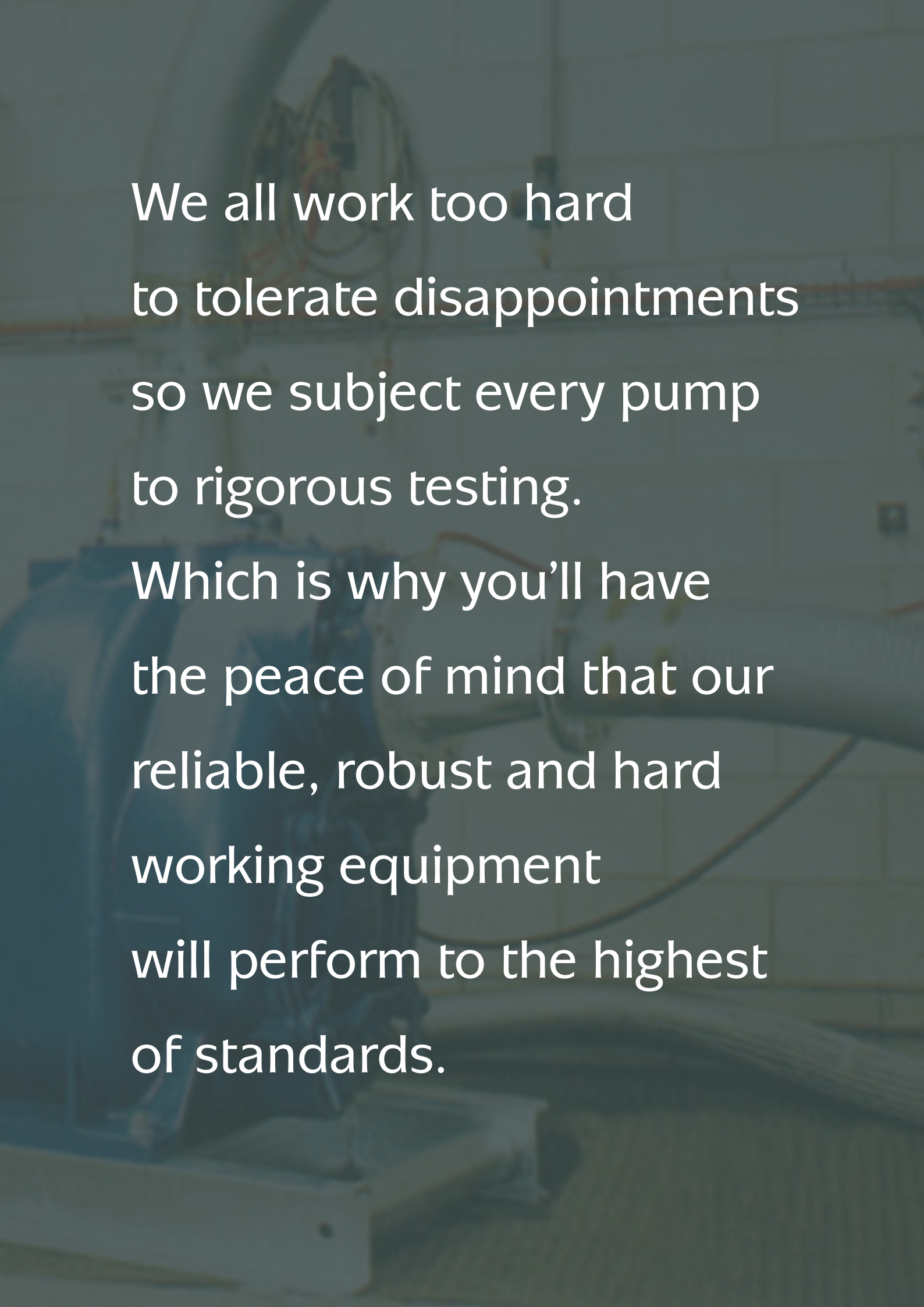
RTH150

Solids Handling up to 31 mm





**Remko
reliability
tested.**



We all work too hard
to tolerate disappointments
so we subject every pump
to rigorous testing.

Which is why you'll have
the peace of mind that our
reliable, robust and hard
working equipment
will perform to the highest
of standards.

REMKO DISTRIBUTION NETWORK



Remko quality heavy duty and hi-pressure trash pumps are distributed to suppliers and clients throughout Australia and New Zealand.

efs Environmental
Fluid Systems

P.O. Box 1280
39 Coghlan's Road
Warrnambool Victoria 3280
ABN: 77 288 189 649 ACN:121 403 567
T: 1800 777 580
F: 1300 557 919
E: sales@efsgroup.com.au
www.efsgroup.com.au