



# HYGIENIC SOLUTIONS

The Evolution Of Clean.



**WILDEN**<sup>®</sup>  
A **DOVER** COMPANY

# Saniflo™ SOLUTIONS



Prepared Foods



Sauces



Confectionary



Fruits & Vegetables




Beverages




Dairy



Meat



Poultry



Fish

**W**ilden is a global leader in hygienic and bio-pharmaceutical pumps and offers a wide range of solutions for various food, beverage, dairy, personal care and biopharmaceutical applications. Wilden's Saniflo™ and Hygienic™ series pumps have been engineered to meet the highest standards and requirements in the industry including: EHEDG, 3A, CE, ATEX, USP Class VI, and FDA CFR 21.177.

Wilden's premiere hygienic and bio-pharmaceutical pumps have the versatility you require, the safety you need, and the capability of efficiently pumping a wide range of viscosities, solids, and shear sensitive products. These pumps are offered with passivated stainless steel components, available in multiple sizes, and with various surface finishes. As the global leader in AODD pumps we are committed to your industry. Wilden understands that safety, performance, hygienic requirements and the gentle transfer of your products are essential when choosing process equipment.

**WILDEN, the Evolution of Clean**

## SANIFLO™ SERIES & HYGEINIC™ SERIES SOLUTIONS

|                               |  |  |                               |  |  |
|-------------------------------|--|--|-------------------------------|--|--|
|                               |  |  |                               |  |  |
| <b>UNIQUE CHARACTERISTICS</b> |  |  | <b>DIFFICULT APPLICATIONS</b> |  |  |

- Air operated pumps (non electrical)
- Superior product containment
- Bolted & Clamped liquid paths
- Self priming/ dry priming
- No damage when run dry
- Deadhead without damage
- Variable flow & pressure
- High viscosity
- Intrinsically safe by design
- Lube-free operation
- Shear sensitive product handling
- Large solids passage
- Low water requirements
- Low product degradation
- Ease of operation and maintenance

- Sauces, Purees & Beverages
- Poultry, Fish & Meat process
- Fruits, Vegetables & Condiments
- Ingredient receiving /unloading
- Batch/load cell metering
- Pharmaceutical products
- Health & Personal care products
- Chromatography, Separation, Purification
- High Purity product transfer
- Filter press feed pumps
- Acids, Solvents, Caustics & Alcohols
- Abrasive media & Solids
- Chemical injections & Metering
- Waste water transfer
- CIP, SIP, COP



Bio-Pharmaceutical



Pharmaceutical



Cosmetics










Process Support



Waste

# PUMP SELECTION GUIDE FOR SANITARY APPLICATIONS

| <b>SOLIDS HANDLING ABILITY</b><br><br>152mm+ (6")+<br><br>76mm (3")<br><br>50mm (2")<br><br>25mm (1")<br><br>18mm (3/4")<br><br>12mm (1/2")<br><br>6mm (1/4") | <br><b>Brahma™ Pumps</b><br><br><br><b>Stallion® Pumps &amp; Advanced™ Plastic Pumps</b> | <br><b>Vacuum Controlled Pumps</b><br><br><br><b>FDA Pumps</b> | <br><b>Saniflo HS (Hygienic Series)</b> | <br><b>Saniflo HS (Pharma)</b> |
|---|--|---|--|--|
| <b>SANITARY APPLICATION RANGE</b><br>(cleaning method)  | Non sanitary, waste, crude and CIP chemicals (includes disposable technology)  | High acid, high sugar, high fat food (COP)  | Low acid, pasteurized and protein based products (COP/CIP)   | Bio-Pharmaceutical sterile processes (COP, CIP/SIP)  |
| <b>PRODUCT EXAMPLES</b>   | Process Waste, CIP Chemicals, Utilities  | Sweeteners, icings, juices, fruit ingredients, some sauces  | Milk, meat, egg, vegetable based products, personal care products  | Active pharmaceutical ingredients, cosmetic, live cultures   |
| <b>CERTIFICATIONS</b>   |    |   |  |  |
| <b>POLISH LEVELS</b><br>μ-m (μ-inch) Ra   | Ra 1.3 μm (125 μ-in)   |   | Ra 0.8 μm (32 μ-in)  | Ra 0.4 μm (15 μ-in)  |

**NOTES:** Application requirements can vary depending on viscosity and operational parameters.

# Air Distribution SYSTEMS

The Pro-Flo X™ is the latest innovation to the AODD pump world. The Pro-Flo X™ air distribution system (ADS) is based on the patented Pro-Flo® ADS and offers operational flexibility never before seen. This flexibility comes from the patent pending Efficiency Management System (EMS™) which allows the user to optimize the Pro-Flo X™ ADS for any application demands or pump size.

Due to its ground-breaking design, the Pro-Flo X™ and EMS™ technology are simple and easy to use. The integrated control dial located at the top of the ADS allows users to easily select the flow rate and efficiency that best suits the application. The results are higher performance, lower operational costs and performance flexibility that goes far beyond what was previously considered the industry standard.

The Pro-Flo X™ ADS makes previously restrictive rules for AODD pumps a reality. The Pro-Flo X™ ADS is dependable, energy efficient and excels in the harshest of conditions; put us to the test today.

## THE RULES HAVE CHANGED!



### MARKET POSITION

- Variable control  
(Discharge flow rates & air consumption)
- Superior flow rate
- Superior anti-freezing
- Submersible options
- Lube-free operation
- ON/OFF reliability
- Most efficient (GPM/SCFM)
- ATEX models available

### FEATURES

- Efficiency Management System (EMS™)
- Metal and plastic material options
- Non-stalling unbalanced™ spool
- Simple and durable design

### APPLICATION TRAITS

- Maximize performance and efficiency
- Process applications
- Max. Mean Time Between Repair (MTBR)


### AVAILABILITY

- 13 mm (1/2")
- 25 mm (1")
- 38 mm (1-1/2")
- 51 mm (2")
- 76 mm (3")



| MARKET POSITION   | FEATURES   |
|---|--|
| <ul style="list-style-type: none"> <li>• Anti-freezing</li> <li>• ON/OFF reliability</li> <li>• Longest-lasting wear parts</li> <li>• Lube-free operation</li> </ul> <p><b>APPLICATION TRAITS</b></p> <ul style="list-style-type: none"> <li>• Maximum reliability</li> <li>• Process applications</li> <li>• Max. MTBR (Mean Time Between Repair)</li> </ul> | <ul style="list-style-type: none"> <li>• Plastic center block</li> <li>• Non-stalling unbalanced spool</li> <li>• Simple and durable design</li> </ul> <p><b>AVAILABILITY</b></p> <ul style="list-style-type: none"> <li>• 6 mm (1/4), 13 mm (1/2"), 25 mm (1"), 38 mm (1-1/2"), 51 mm (2")</li> </ul> |

| MARKET POSITION  | FEATURES   |
|--|--|
| <ul style="list-style-type: none"> <li>• Direct electrical interface</li> <li>• Superior ON/OFF reliability</li> <li>• Reduced systems costs</li> <li>• Lube-Free operation</li> </ul> <p><b>APPLICATION TRAITS</b></p> <ul style="list-style-type: none"> <li>• System automation</li> <li>• 4-20 mA pH Adjusting</li> <li>• Batching Applications</li> <li>• OEM accounts</li> </ul> | <ul style="list-style-type: none"> <li>• Externally controlled</li> <li>• Various voltage options</li> <li>• Nema 4, Nema 7, or ATEX</li> <li>• Simple installation</li> </ul> <p><b>AVAILABILITY</b></p> <ul style="list-style-type: none"> <li>• 6 mm (1/4), 13 mm (1/2"), 25 mm (1")</li> </ul> |



## THERMOPLASTIC ELASTOMER (TPE)

- **WIL-FLEX™<sup>1</sup>**: Made of Santoprene®, this diaphragm is available in FDA compliant version and is an excellent choice as a low cost alternative to PTFE in many acidic and caustic applications such as sodium hydroxide, sulfuric or hydrochloric acids. Wil-flex exhibits excellent abrasion resistance and durability at a cost comparable to neoprene.
- **SANIFLEX™<sup>1</sup>**: Made of Hytrel™, this FDA compliant diaphragm exhibits excellent abrasion resistance, flex life and durability. This material is designed for food processing applications and is an outstanding general purpose diaphragm as well.
- **POLYURETHANE<sup>2</sup>**: An excellent general purpose non-food grade diaphragm for use in non-aggressive applications. This material exhibits exceptional flex life and durability. Wilden's most economical diaphragm.

## PTFE ELASTOMERS

- **PTFE**: Both FDA and USP Class VI compliant, PTFE is an excellent choice when pumping highly aggressive fluids such as aromatic or chlorinated hydrocarbons, acids, caustics, ketones and acetates. Wilden's PTFE diaphragms exhibit good flex life.
- Wilden also offers PTFE integral piston diaphragms and PTFE laminate diaphragms that offer superior product containment. The smooth contoured shape makes this diaphragm an excellent choice for sanitary, ultra pure, or CIP applications.

## ULTRA-FLEX™ DIAPHRAGM TECHNOLOGY

- **Guaranteed longer life** – If longer life is not experienced, Wilden will send you a new set of Ultra-Flex™ diaphragms free of charge.
- **Convolute shape, altered fabric placement, and unique hardware work together to decrease the unit loading on the diaphragm and distribute stress.**
- **MATERIAL OPTIONS<sup>1</sup>**: Buna-N (FDA), EPDM (FDA), Viton, Neoprene®



## DIAPHRAGM CONSIDERATIONS

FLEX  
LIFE

CHEMICAL  
RESISTANCE

TEMPERATURE  
LIMITATIONS

ABRASION  
RESISTANCE

INITIAL  
COST



### RUBBER ELASTOMERS

- **BUNA-N<sup>1</sup>**: Excellent for applications involving basic food products and those containing fat and oil.
- **EPDM/NORDEL<sup>1</sup>**: Excellent for use in applications requiring extremely cold temperatures. EPDM may also be used as a low cost alternative for pumping dilute acids or caustics.
- **VITON<sup>®2</sup>**: Is excellent for use in applications requiring high temperatures. Viton may also be used in aggressive fluids such as aromatic or chlorinated hydrocarbons and acids. PTFE would normally be used with these aggressive fluids however, in applications involving suction lift outside the range of PTFE, Viton<sup>®</sup> will be the preferred choice.
- **NEOPRENE<sup>2</sup>**: It is an excellent general purpose diaphragm for use in non-aggressive applications such as water-based slurries, well water or sea water. Exhibits excellent flex life and low cost.

### ELASTOMER TEMPERATURE LIMITS :

|                         |                    |  |
|-------------------------|--------------------|--|
| NEOPRENE:               | -17.7°C to 93.3°C  | (0°F to 200°F)                             |
| BUNA-N:                 | -12.2°C to 82.2°C  | (10°F to 180°F)                            |
| EPDM/NORDEL:            | -51.1°C to 137.8°C | (-60°F to 280°F)                           |
| VITON <sup>®</sup> :    | -40°C to 176.7°C   | (-40°F to 350°F)                           |
| WIL-FLEX <sup>™</sup> : | -40°C to 107.2°C   | (-40°F to 225°F)                           |
| SANIFLEX <sup>™</sup> : | -28.9°C to 104.4°C | (-20°F to 220°F)                           |
| POLYURETHANE:           | -12.2°C to 65.6°C  | (10°F to 150°F)                            |
| PTFE:                   | 4.4°C to 104.4°C   | (40°F to 220°F) for constant use           |
| PTFE:                   | Up to 130°C        | (250°F) for temporary CIP and SIP exposure |


Please verify the chemical resistance capabilities and temperature limitations of elastomers and all other pump components prior to pump installation. Wilden publication PUG II (Pump Users Guide II) and the Online Chemical guide should be consulted for specifics.  
Go to [www.wildenchemicalguide.com](http://www.wildenchemicalguide.com) for your Wilden Chemical Compatibility Chart

<sup>1</sup> Consult factory if the specific part number uses FDA compliant materials if required.

<sup>2</sup> Not available in food grade (FDA) version.

# HS HYGIENIC SERIES SANIFLO

THE EVOLUTION OF CLEAN



## FEATURES

- Pro-Flo X™ ADS
- Sanitary & hygienic applications
- Delicate / shear sensitive product handling
- Integral piston diaphragm options
- Multiple sanitary elastomers available
- Superior product containment
- Swivel stand available
- CIP (clean in place)
- Multiple certification levels available
- Certifications: EHEDG, 3-A, ATEX, CE, USP Class VI, FDA
- Offset valve housing for easy alignment

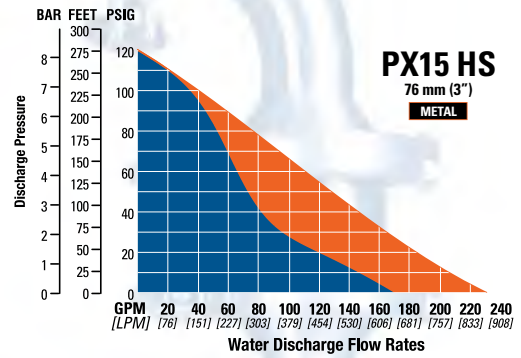
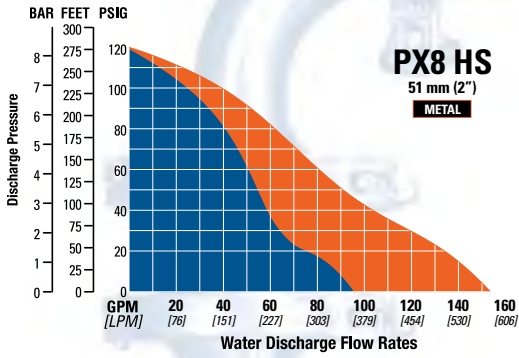
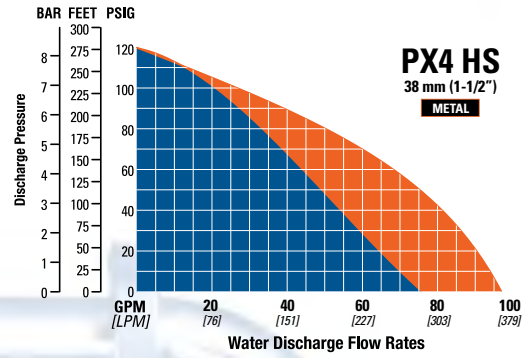
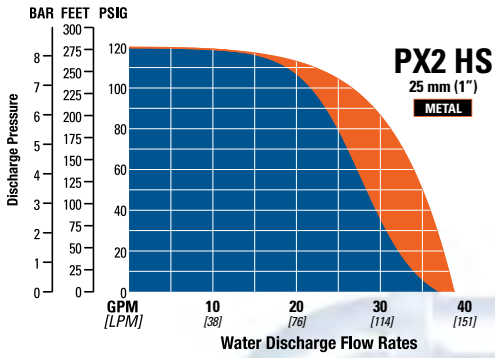
## TECH DATA

- Sizes available 25 mm (1") through 76 mm (3")
- 316L stainless steel wetted components
- Contact surfaces with Ra 0.8  $\mu$ m (32  $\mu$ -in)
- Valve options available: ball, mushroom, flap
- Tri-clamp™ style connections

## PERFORMANCE DATA

- Max flow rates 874 lpm (231 gpm) [Valve Ball]
- Max suction lift 5.5 m (19.2') dry, 9.3 m (30.6') wet [Valve Ball]
- Max size solids 76 mm (3") [Flap Valves] (not available in 25 mm (1") models)

# HYGIENIC HS SERIES CURVES



- with PTFE Diaphragm
- with Rubber Diaphragm

# FDA SANITARY PUMPS

## SANIFLO

THE EVOLUTION OF CLEAN



### FEATURES

- Pro-Flo®, Pro-Flo X™ and Accu-Flo™ ADS available
- For sanitary applications
- Multiple sanitary FDA elastomers available
- Shear sensitive
- Intrinsically safe options
- Certifications: FDA, CE, ATEX

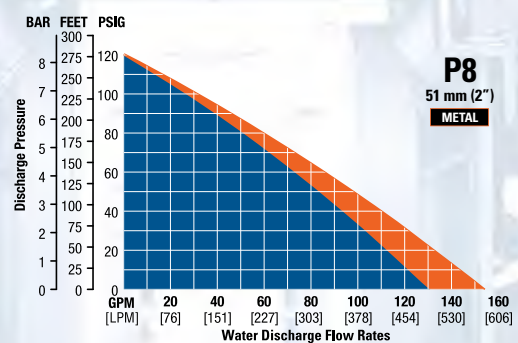
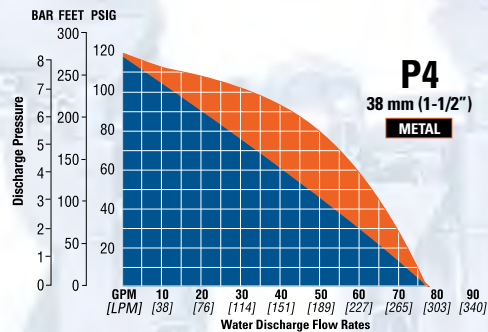
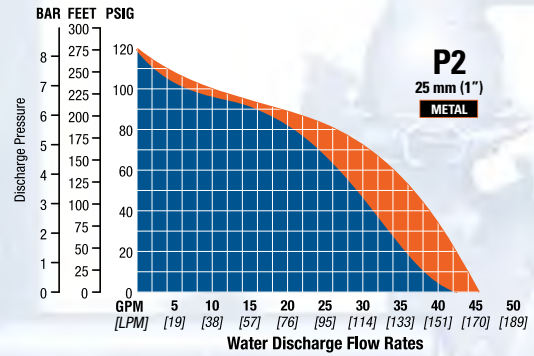
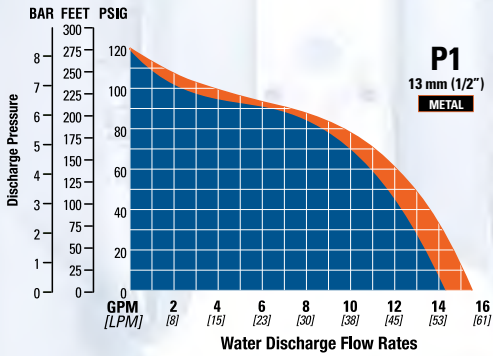
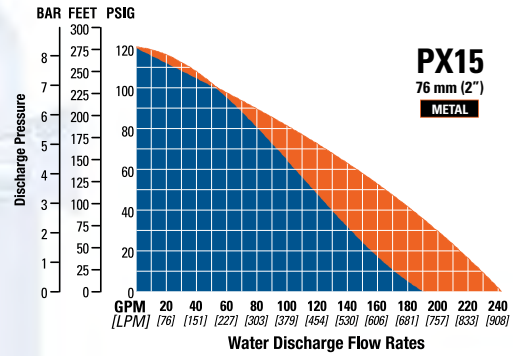
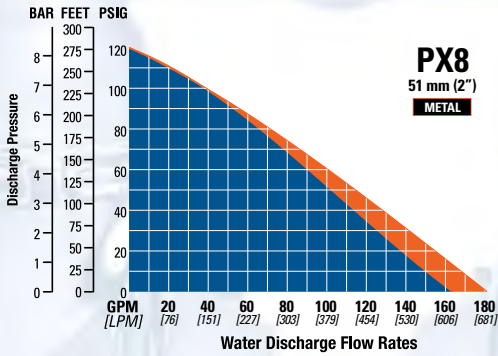
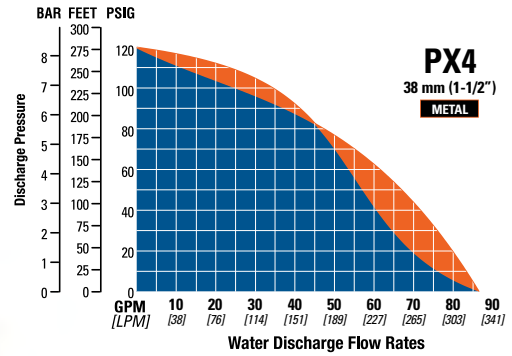
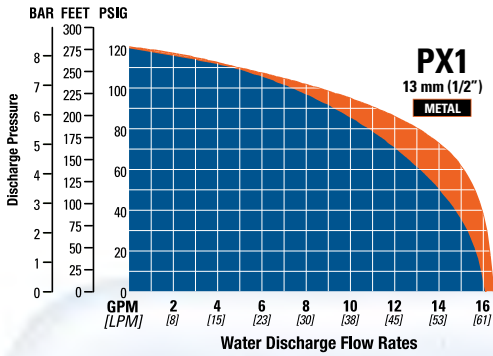
### TECH DATA

- Sizes available: 13 mm (1/2") through 76 mm (3")
- 316 stainless steel wetted components
- Tri-clamp™ style connections

### PERFORMANCE DATA

- Max flow rates: 920 lpm (243 gpm)
- Max suction Lift: 7.6 m (25.0') Dry, 9.5 m (31.2') Wet
- Max size solids: 9.5 mm (3/8")

# HYGIENIC SANITARY PUMP CURVES



with PTFE Diaphragm  
 with Rubber Diaphragm

# Saniflo™ VC

## V A C U U M   C O N T R O L L E D   P U M P

### FEATURES

- Only 2 moving parts (flap valves)
- Designed for sanitary applications
- Dry run capability
- Variable pressure & flow
- Large solid transfer
- Low water requirement
- Delicate/Shear sensitive product handling
- Easy to inspect & clean
- Certifications: FDA

### TECH DATA

- 304 stainless steel construction
- Sizes available: 102 mm (4"), 152 mm (6"), 203 mm (8")

### PERFORMANCE DATA

- Max flow rates: 10,000 lbs/hr
- Max size solids: 152 mm (6")

FDA



# Saniflo™ DUS

## D R U M   U N L O A D E R

### FEATURES

- Designed for viscous fluids up to (70,000+ cps)
- PX8 HS or PX4 FDA pump
- Stainless steel construction
- Sanitary elastomers
- Pneumatically operated
- Accurate drum alignment
- Variable operating pressure
- Intrinsically safe operation
- Emergency off and reset safety controls

### BENEFITS

- Unloads 200kg (55 gal) in minutes
- Complete drum utilization
- Prolonged reliability
- Low operation cost
- Self priming
- FDA CFR 21 compliant
- Trouble-free operation
- Increased recovery rates, yields, profits

FDA



**SURGE DAMPENER****FEATURES & BENEFITS**

- FDA CFR 21.177
- USP Class VI
- ATEX II 2 GD X
- EHEDG certified to doc. 2 & doc.8 when properly configured and installed
- CIP capable
- Large solids capacity
- Liquid chamber designed for superior delicate product handling, drain-ability and diaphragm life
- Surface finish of Ra 0.8  $\mu\text{m}$  (32  $\mu\text{-in}$ ) or better for optimum clean-ability
- Minimize pressure fluctuation
- Prevent water hammer and associated damage
- Self-adjusting to varying system pressures
- Lower system maintenance cost
- Suction stabilizer
- Extend and improve pump performance
- Minimize spare parts inventory

**AIR DISTRIBUTION SYSTEM**

- 316 Stainless Steel
- Aluminum
- Polypropylene
- Glass filled Polypropylene
- Mild Steel PTFE Coated

**AVAILABLE SIZES**

- 13 mm (1/2")
- 25 mm (1")
- 38 mm (1-1/2")
- 51 mm (2")
- 76 mm (3")

**CONNECTION TYPE**

- Tri-Clamp
- NPT / BSPT
- ANSI Flange

**WETTED HOUSING**

- 316L stainless steel wetted material
- Aluminum
- Ductile Iron
- Polypropylene
- PVDF

**ELECTRONIC ACCESSORIES****LEAK DETECTION**

- Detects diaphragm failure at the source: The PTFE primary diaphragm
- Sensors are located between the primary and back-up (containment) diaphragms
- When the sensors detect a conductive liquid, an audible alarm, LED, and an internal latching relay are activated
- Increase containment, reduce fugitive emissions, and reduce down time with 24-hour pump surveillance
- Power Requirement: 110V AC, 220V AC or 9V DC Battery

**PUMP CYCLE MONITOR**

- The PCMI counts pump cycles by sensing the presence of the air valve spool (ProFlo®).
- The Sensor, located at the air valve end cap, detects the presence of a magnet located at the end of the air valve piston/spool.
- The PCMI unit registers a complete pump cycle when the piston/spool shifts away from the sensor and subsequently returns to the original position.
- The PCMI unit has a reset switch located on the face of the PCMI module
- PCMI also has the ability to be reset from a remote location.

**DRUM UNLOADING****DRUM & TOTE UNLOADING**

- Universal kit for 6 mm (1/4") and 13mm (1/2") pumps
- Fits 51 mm (2") NPT bungholes
- Tube length can be cut to length
- Variety of materials are available



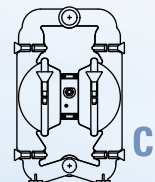
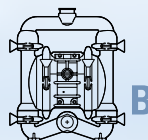
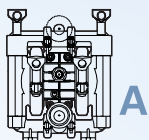



## SIZING CONSIDERATIONS

| MODELS | WETTED MATERIALS | LIQUID INLET | LIQUID DISCHARGE | CONNECTION TYPE  |                   |          |  | ORIENTATION | AIR INLET | HEIGHT | WIDTH | DEPTH |
|--------|------------------|--------------|------------------|------------------|-------------------|----------|--|-------------|-----------|--------|-------|-------|
|        |                  |              |                  | TRI-CLAMP® STYLE | DIN 3267 ISO 1145 | SMS 1145 |  |             |           |        |       |       |

|                                   |                         |                 |                |                            |   |   |   |   |                   |                 |                |                 |
|-----------------------------------|-------------------------|-----------------|----------------|----------------------------|---|---|---|---|-------------------|-----------------|----------------|-----------------|
| <b>PRO-FLO X™ HYGIENIC SERIES</b> | <b>PX2 HS</b>           | Stainless Steel | 25 mm (1")     | 25 mm (1")                 | • | • | • | D | 13 mm (1/2") FNPT | 587 mm (23.1")  | 343 mm (13.5") | 432 mm (17.0")  |
|                                   | <b>PX2 HS w/swivel</b>  | Stainless Steel | 25 mm (1")     | 25 mm (1")                 | • | • | • | E | 13 mm (1/2") FNPT | 775 mm (30.5")  | 401 mm (15.8") | 620 mm (24.4")  |
|                                   | <b>PX4 HS</b>           | Stainless Steel | 38 mm (1-1/2") | 38 mm (1-1/2")             | • | • | • | D | 19 mm (3/4") FNPT | 759 mm (29.9")  | 447 mm (17.6") | 559 mm (22.0")  |
|                                   | <b>PX4 HS w/swivel</b>  | Stainless Steel | 38 mm (1-1/2") | 38 mm (1-1/2")             | • | • | • | E | 19 mm (3/4") FNPT | 831 mm (32.7")  | 447 mm (17.6") | 693 mm (27.2")  |
|                                   | <b>PX8 HS</b>           | Stainless Steel | 51 mm (2")     | 51 mm (2")                 | • | • | • | D | 19 mm (3/4") FNPT | 955 mm (37.6")  | 460 mm (18.1") | 559 mm (22.0")  |
|                                   | <b>PX8 HS w/swivel</b>  | Stainless Steel | 51 mm (2")     | 51 mm (2")                 | • | • | • | E | 19 mm (3/4") FNPT | 955 mm (37.6")  | 460 mm (18.1") | 693 mm (27.2")  |
|                                   | <b>PX15 HS</b>          | Stainless Steel | 76 mm (3")     | 76 mm (3")                 | • | • | • | D | 19 mm (3/4") FNPT | 1194 mm (47.0") | 602 mm (23.7") | 559 mm (22.0")  |
|                                   | <b>PX15 HS w/swivel</b> | Stainless Steel | 76 mm (3")     | 76 mm (3")                 | • | • | • | E | 19 mm (3/4") FNPT | 1194 mm (47.0") | 602 mm (23.7") | 693 mm (27.2")  |
| <b>PRO-FLO X™ FDA</b>             | <b>PX1 FDA</b>          | Stainless Steel | 13 mm (1/2")   | 13 mm (1/2")               | • | — | — | A | 13 mm (1/2") FNPT | 257 mm (10.1")  | 203 mm (8.0")  | 386 mm (15.2")  |
|                                   | <b>PX4 FDA</b>          | Stainless Steel | 51 mm (2")     | 51 mm (2")                 | • | — | — | B | 19 mm (3/4") FNPT | 442 mm (17.4")  | 396 mm (15.6") | 531 mm (20.9")  |
|                                   | <b>PX8 FDA</b>          | Stainless Steel | 64 mm (2-1/2") | 64 mm (2-1/2")             | • | — | — | C | 19 mm (3/4") FNPT | 665 mm (26.2")  | 409 mm (16.1") | 551 mm (21.7")  |
|                                   | <b>PX15 FDA</b>         | Stainless Steel | 76 mm (3")     | 76 mm (3")                 | • | — | — | C | 19 mm (3/4") FNPT | 810 mm (31.9")  | 521 mm (20.5") | 599 mm (23.6")  |
| <b>PRO-FLO™ FDA</b>               | <b>P1 FDA</b>           | Stainless Steel | 13 mm (1/2")   | 13 mm (1/2")               | • | — | — | A | 6 mm (1/4") FNPT  | 258 mm (10.2")  | 204 mm (8.0")  | 229 mm (9.0")*  |
|                                   | <b>P2 FDA</b>           | Stainless Steel | 38 mm (1-1/2") | 32 mm (1-1/4")             | • | — | — | C | 6 mm (1/4") FNPT  | 282 mm (11.1")  | 254 mm (10.0") | 203 mm (8.0")*  |
|                                   | <b>P4 FDA</b>           | Stainless Steel | 51 mm (2")     | 51 mm (2")                 | • | — | — | B | 13 mm (1/2") FNPT | 442 mm (17.4")  | 389 mm (15.3") | 308 mm (12.1")* |
|                                   | <b>P8 FDA</b>           | Stainless Steel | 64 mm (2-1/2") | 64 mm (2-1/2")             | • | — | — | C | 13 mm (1/2") FNPT | 665 mm (26.2")  | 434 mm (17.1") | 345 mm (13.6")* |
| <b>VC</b>                         | <b>VC4</b>              | Stainless Steel | 76 mm (3")     | 76 mm (3")                 | • | — | — | F | 10 mm (3/8") FNPT | 1377 mm (54.3") | 436 mm (17.2") | 304 mm (12.0")  |
|                                   | <b>VC6</b>              | Stainless Steel | 102 mm (4")    | 102 mm (4")                | • | — | — | F | 10 mm (3/8") FNPT | 1423 mm (56.1") | 555 mm (21.9") | 304 mm (12.0")  |
|                                   | <b>VC8</b>              | Stainless Steel | 152 mm (6")    | 102 mm (4")<br>152 mm (6") | • | — | — | F | 10 mm (3/8") FNPT | 1489 mm (58.6") | 647 mm (25.5") | 304 mm (12.0")  |

\* Dimension does not include muffler    \*\* Using PTFE SIPD diaphragms    \*\*\* Note: Solids passage is using ball valves





**P E R F O R M A N C E**

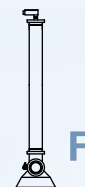
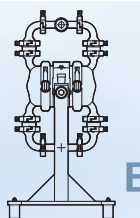
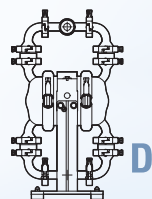
| MAX. DISCHARGE PRESSURE | MAX. SOLIDS PASSAGE        | MAX. SUCTION LIFT |               |                |                 | MAX. FLOW         |                     |
|-------------------------|----------------------------|-------------------|---------------|----------------|-----------------|-------------------|---------------------|
|                         |                            | RUBBER/TPE        |               | PTFE           |                 | RUBBER/TPE        | PTFE                |
|                         |                            | DRY               | WET           | DRY            | WET             |                   |                     |
| 8.6 Bar (125 psig)      | 6 mm (1/4")***             | 4.0 m (13.2')     | 8.6 m (28.4') | 2.6 m (8.4')** | 8.6 m (28.4')** | 144 lpm (38 gpm)  | 140 lpm (37 gpm)**  |
| 8.6 Bar (125 psig)      | 6 mm (1/4")***             | 4.0 m (13.2')     | 8.6 m (28.4') | 2.6 m (8.4')** | 8.6 m (28.4')** | 144 lpm (38 gpm)  | 140 lpm (37 gpm)**  |
| 8.6 Bar (125 psig)      | 13 mm (1/2")***            | 4.5 m (14.8')     | 9.0 m (29.5') | 2.6 m (8.5')** | 9.0 m (29.5')** | 367 lpm (97 gpm)  | 307 lpm (81 gpm)**  |
| 8.6 Bar (125 psig)      | 13 mm (1/2")***            | 4.5 m (14.8')     | 9.0 m (29.5') | 2.6 m (8.5')** | 9.0 m (29.5')** | 367 lpm (97 gpm)  | 307 lpm (81 gpm)**  |
| 8.6 Bar (125 psig)      | 13 mm (1/2")***            | 5.3 m (17.3')     | 9.0 m (29.5') | 2.3 m (7.4')** | 9.0 m (29.5')** | 579 lpm (153 gpm) | 405 lpm (107 gpm)** |
| 8.6 Bar (125 psig)      | 13 mm (1/2")***            | 5.3 m (17.3')     | 9.0 m (29.5') | 2.3 m (7.4')** | 9.0 m (29.5')** | 579 lpm (153 gpm) | 405 lpm (107 gpm)** |
| 8.6 Bar (125 psig)      | 19 mm (3/4")***            | 5.4 m (17.6')     | 9.0 m (29.5') | 2.3 m (7.7')** | 3.8 m (12.5')*  | 874 lpm (231 gpm) | 647 lpm (171 gpm)** |
| 8.6 Bar (125 psig)      | 19 mm (3/4")***            | 5.4 m (17.6')     | 9.0 m (29.5') | 2.3 m (7.7')** | 3.8 m (12.5')*  | 874 lpm (231 gpm) | 647 lpm (171 gpm)** |
| 8.6 Bar (125 psig)      | 1.6 mm (1/16")             | 5.9 m (19.3')     | 8.0 m (26.1') | 4.7 m (15.3')  | 8.0 m (26.1')   | 63 lpm (16.5 gpm) | 61 lpm (16.1 gpm)   |
| 8.6 Bar (125 psig)      | 5 mm (3/16")               | 6.9 m (22.7')     | 9.3 m (30.6') | 4.0 m (13.1')  | 9.2 m (30.1')   | 327 lpm (87 gpm)  | 327 lpm (87 gpm)    |
| 8.6 Bar (125 psig)      | 6 mm (1/4")                | 7.4 m (24.4')     | 9.3 m (30.6') | 4.5 m (14.8')  | 8.7 m (28.4')   | 685 lpm (181 gpm) | 617 lpm (163 gpm)   |
| 8.6 Bar (125 psig)      | 10 mm (3/8")               | 6.7 m (22.1')     | 9.5 m (31.2') | 4.8 m (15.9')  | 9.5 m (31.2')   | 918 lpm (243 gpm) | 727 lpm (192 gpm)   |
| 8.6 Bar (125 psig)      | 1.6 mm (1/16")             | 5.8 m (19.0')     | 9.5 m (31.0') | 4.9 m (16.0')  | 9.5 m (31.0')   | 59 lpm (15.5 gpm) | 54 lpm (14.4 gpm)   |
| 8.6 Bar (125 psig)      | 3 mm (1/8")                | 5.8 m (19.0')     | 8.5 m (28.0') | 3.0 m (10.0')  | 8.5 m (28.0')   | 170 lpm (45 gpm)  | 163 lpm (43 gpm)    |
| 8.6 Bar (125 psig)      | 5 mm (3/16")               | 5.8 m (19.0')     | 8.0 m (26.0') | 3.7 m (12.0')  | 8.5 m (28.0')   | 288 lpm (76 gpm)  | 295 lpm (78 gpm)    |
| 8.6 Bar (125 psig)      | 6 mm (1/4")                | 7.3 m (24.0')     | 9.5 m (31.0') | 4.6 m (15.0')  | 9.5 m (31.0')   | 587 lpm (155 gpm) | 496 lpm (131 gpm)   |
| 8.6 Bar (125psig)       | 76 mm (3")                 | —                 | —             | —              | —               | —                 | —                   |
| 8.6 Bar (125psig)       | 102 mm (4")                | —                 | —             | —              | —               | —                 | —                   |
| 8.6 Bar (125 psig)      | 102 mm (4")<br>152 mm (6") | —                 | —             | —              | —               | —                 | —                   |

**PRO-FLO X™ HYGIENIC SERIES**

**PRO-FLO X™ FDA**

**PRO-FLO™ FDA**

**VC**





### GENERAL TRANSFER PUMPS

Put over 50 years experience to the test  
Waste transfer & sump pumping  
Filter press  
Pre-process transfer

### SPECIFICS

6 mm (1/4") to 102 mm (4") metal and plastic pumps  
Variety of materials available  
Clamped or bolted construction  
Flanged or threaded connections  
Submersible models available  
High purity pumps of PFA & PTFE construction

### CIP AND COP PROCESS PUMPS

Diaphragm or peristaltic technology  
Batching pumps and controllers available  
Electronic or pneumatic interface  
Flocculent dosing for filter presses  
Mixing, delivering, dosing & injecting

### SPECIFICS

6 mm (1/4") to 102 mm (4") metal and plastic pumps  
Variety of materials available  
Clamped or bolted construction  
Variable speed and pressure  
Many voltage options and ratings available



### HIGH PRESSURE PUMPS

Filter press feed pump  
Viscous product pumping  
High head applications  
Facilities that have low air supply pressure

### SPECIFICS

Simplex and duplex technologies available  
Pressures to 20.7 bar (300 psig)  
Flows to 359 lpm (95 gpm)  
Aluminum and 316 SS wetted materials available  
Threaded, ANSI, or DIN connections



# WILDEN®

A DOVER COMPANY

Your Authorized Distributor:

Copyright 2010 Wilden Pump & Engineering, LLC